

Daily Economic Indicators 16 February 2023

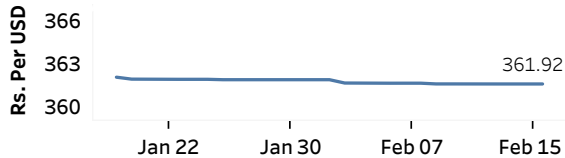


Real GDP: 2022 Q3 -11.8% NCPI Y-o-Y Change: December 59.2% CCPI Y-o-Y Change: January 54.2%

Exchange Rates

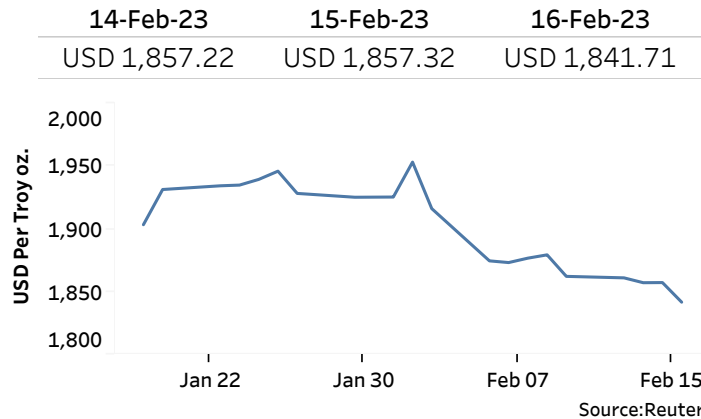
Rs. Per Unit	TT Buying	TT Selling
USD	359.5764	369.8164
GBP	431.2878	447.0760
EUR	382.4855	397.7767
JPY	2.6714	2.7767

Middle Rate of the USD/LKR Spot Exchange Rate



Source: Central Bank of Sri Lanka

Gold Price

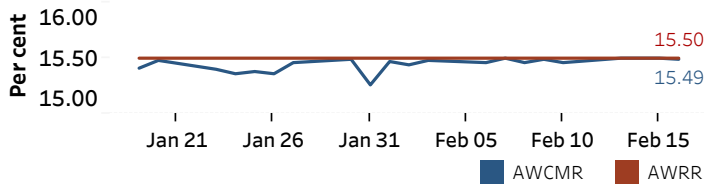


Source: Reuters

Money Market

Policy Rates: SDF Rate: 14.50% SLF Rate: 15.50% SRR: 4.00%

Overnight Money Market



Yield Rates of T-Bills

	Primary Market 10-Feb-23	Secondary Market 15-Feb-23
91 Day	29.88	28.18
182 Day	28.72	29.03
364 Day	27.72	27.64

Source: Central Bank of Sri Lanka

Overnight Liquidity (Rs. bn)	15-Feb-23	16-Feb-23
	-191.53	-207.96

Share Market

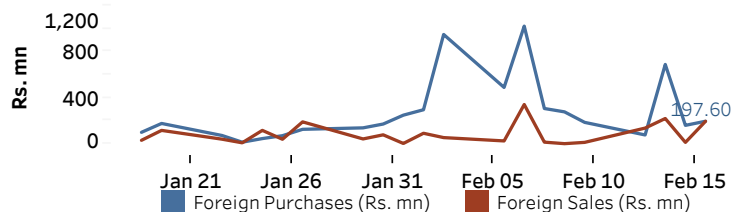
16-Feb-23

ASPI	▲	8,843.05
S&P SL20	▲	2,718.31

Daily Turnover

Rs.2,041.93 mn

Market Capitalisation	PE Ratio
Rs. 3,923.13 bn	5.0

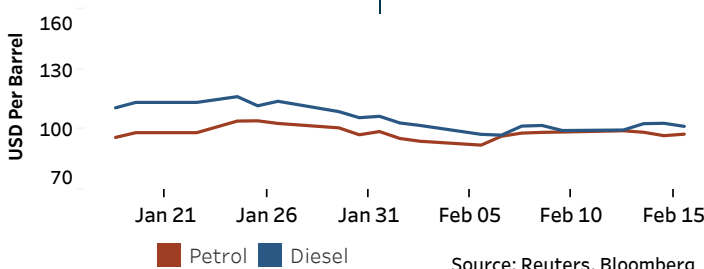


Source: Colombo Stock Exchange

Energy

Petroleum Products (USD per Barrel)

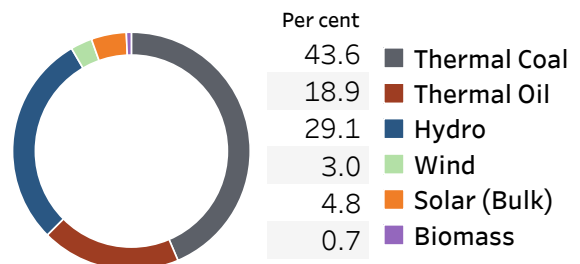
Crude Oil			Refined (Singapore Platts)		
17-Feb-23 *	15-Feb-23		16-Feb-23		
Brent	WTI	OPEC	Petrol	Diesel	Kerosene
84.68	78.05	82.95	97.65	101.54	106.97



Source: Reuters, Bloomberg

Electricity Generation

	15-Feb-23	16-Feb-23
Total Energy (GWh)	42.42	43.70
Peak Demand (MW)	1,832.60	2,250.10



Source: Ceylon Electricity Board