

Daily Economic Indicators 15 February 2023



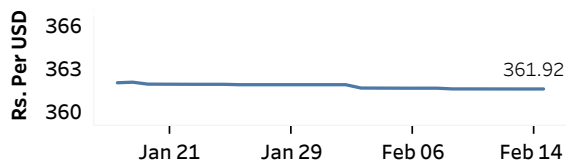
Central Bank of Sri Lanka
Statistics Department

Real GDP: 2022 Q3 -11.8% NCPI Y-o-Y Change: December 59.2% CCPI Y-o-Y Change: January 54.2%

Exchange Rates

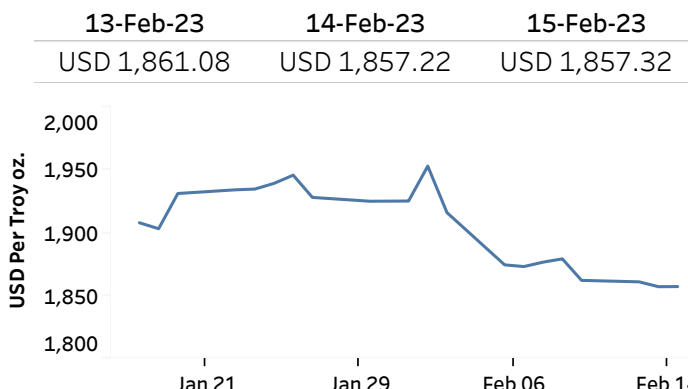
Rs. Per Unit	TT Buying	TT Selling
USD	359.6092	369.8892
GBP	435.4280	451.2234
EUR	383.3260	398.6409
JPY	2.6882	2.7966

Middle Rate of the USD/LKR Spot Exchange Rate



Source: Central Bank of Sri Lanka

Gold Price

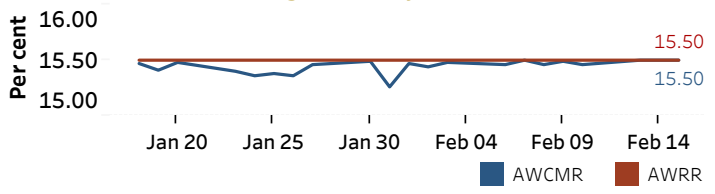


Source: Reuters

Money Market

Policy Rates: SDF Rate: 14.50% SLF Rate: 15.50% SRR: 4.00%

Overnight Money Market



Yield Rates of T-Bills

	Primary Market	Secondary Market
	10-Feb-23	14-Feb-23
91 Day	29.88	26.47
182 Day	28.72	29.03
364 Day	27.72	27.64

Source: Central Bank of Sri Lanka

Overnight Liquidity (Rs. bn)	14-Feb-23	15-Feb-23
	-213.94	-191.53

Share Market

15-Feb-23

ASPI	▼	8,628.58
S&P SL20	▼	2,644.74

Daily Turnover

Rs.1,876.31 mn

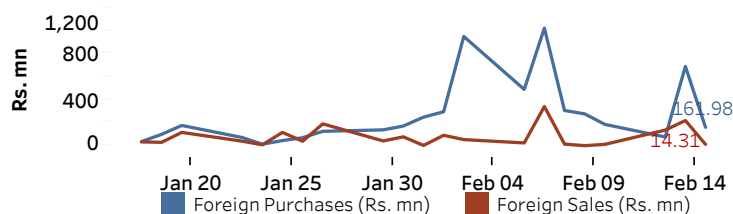
Market Capitalisation

Rs. 3,817.94 bn

PE Ratio

4.9

Foreign Purchases and Sales

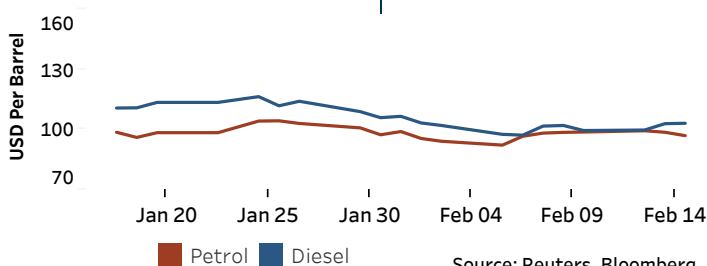


Source: Colombo Stock Exchange

Energy

Petroleum Products (USD per Barrel)

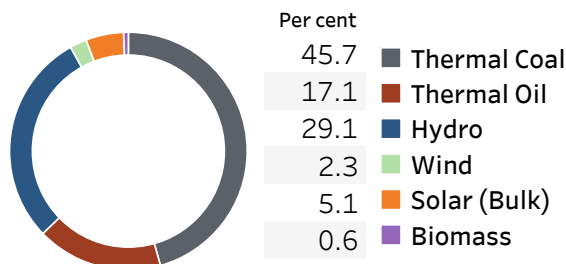
Crude Oil			Refined (Singapore Platts)		
16-Feb-23 *	14-Feb-23		15-Feb-23		
Brent	WTI	OPEC	Petrol	Diesel	Kerosene
85.52	78.81	84.37	96.90	103.08	109.22



Source: Reuters, Bloomberg

Electricity Generation

	14-Feb-23	15-Feb-23
Total Energy (GWh)	43.08	42.42
Peak Demand (MW)	1,847.20	1,832.60



Source: Ceylon Electricity Board