

# Daily Economic Indicators 14 February 2023



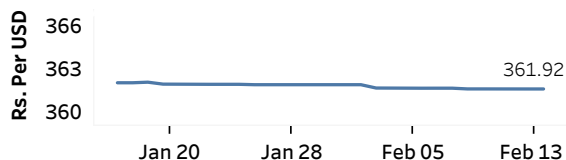
Central Bank of Sri Lanka  
Statistics Department

Real GDP: 2022 Q3 -11.8% NCPI Y-o-Y Change: December 59.2% CCPI Y-o-Y Change: January 54.2%

## Exchange Rates

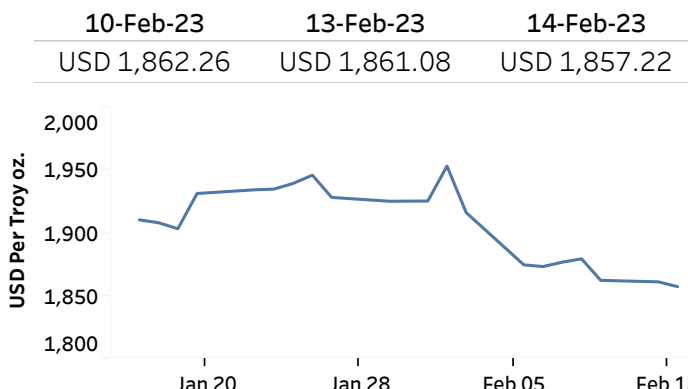
Rs. Per Unit	TT Buying	TT Selling
USD	359.6455	369.9523
GBP	434.8137	450.6050
EUR	383.3794	398.6989
JPY	2.7040	2.8136

### Middle Rate of the USD/LKR Spot Exchange Rate



Source: Central Bank of Sri Lanka

## Gold Price

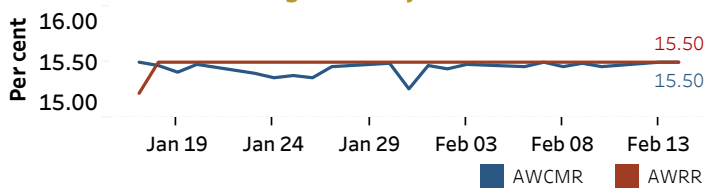


Source: Reuters

## Money Market

Policy Rates: SDF Rate: 14.50% SLF Rate: 15.50% SRR: 4.00%

### Overnight Money Market



### Yield Rates of T-Bills

	Primary Market	Secondary Market
	10-Feb-23	13-Feb-23
91 Day	29.88	26.96
182 Day	28.72	29.03
364 Day	27.72	27.64

Source: Central Bank of Sri Lanka

Overnight Liquidity (Rs. bn)	13-Feb-23	14-Feb-23
	-231.87	-213.94

## Share Market

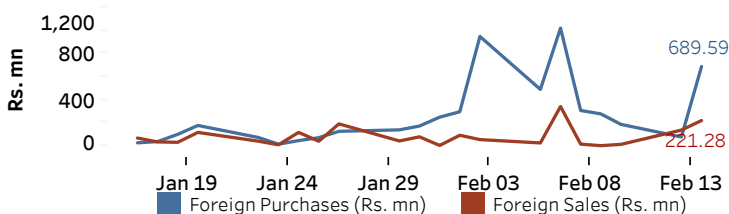
14-Feb-23

ASPI	▼	8,638.92
S&P SL20	▼	2,648.99

### Daily Turnover

Rs. 2,254.16 mn

Market Capitalisation	PE Ratio
Rs. 3,830.36 bn	4.9

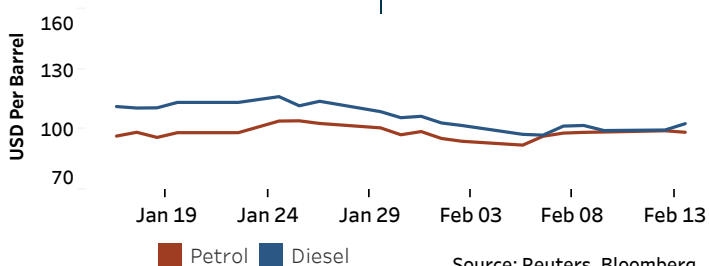


Source: Colombo Stock Exchange

## Energy

### Petroleum Products (USD per Barrel)

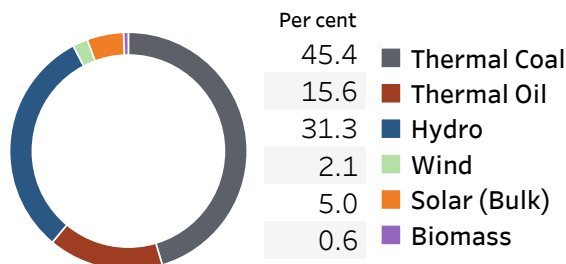
Crude Oil			Refined (Singapore Platts)		
15-Feb-23 *	13-Feb-23		14-Feb-23		
Brent	WTI	OPEC	Petrol	Diesel	Kerosene
85.34	78.83	84.23	98.60	102.89	108.78



Source: Reuters, Bloomberg

### Electricity Generation

	13-Feb-23	14-Feb-23
Total Energy (GWh)	41.22	43.08
Peak Demand (MW)	1,971.90	1,847.20



Source: Ceylon Electricity Board