

Daily Economic Indicators 13 February 2023



Central Bank of Sri Lanka
Statistics Department

Real GDP: 2022 Q3 -11.8% NCPI Y-o-Y Change: December 59.2% CCPI Y-o-Y Change: January 54.2%

Exchange Rates

Rs. Per Unit	TT Buying	TT Selling
USD	359.4698	369.9592
GBP	431.0451	447.2965
EUR	381.1763	396.4406
JPY	2.7111	2.8184

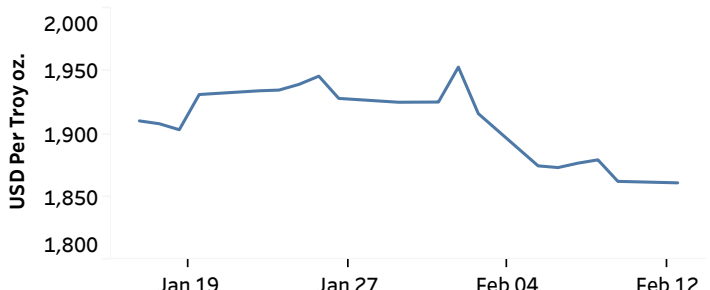
Middle Rate of the USD/LKR Spot Exchange Rate



Source: Central Bank of Sri Lanka

Gold Price

09-Feb-23	10-Feb-23	13-Feb-23
USD 1,879.39	USD 1,862.26	USD 1,861.08

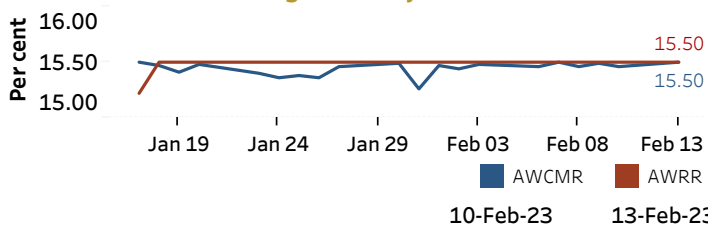


Source: Reuters

Money Market

Policy Rates: SDF Rate: 14.50% SLF Rate: 15.50% SRR: 4.00%

Overnight Money Market



Yield Rates of T-Bills

	Primary Market 10-Feb-23	Secondary Market 10-Feb-23
91 Day	29.88	26.91
182 Day	28.72	29.03
364 Day	27.72	27.60

Source: Central Bank of Sri Lanka

Overnight Liquidity (Rs. bn)	10-Feb-23	13-Feb-23
	58.07	-231.87

Share Market

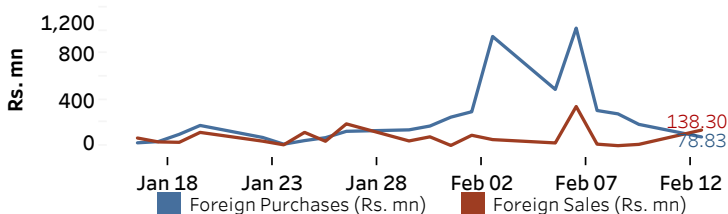
13-Feb-23

ASPI	▼	8,790.72
S&P SL20	▼	2,695.36

Daily Turnover

Rs.1,267.38 mn

Market Capitalisation	PE Ratio
Rs. 3,898.98 bn	5.0

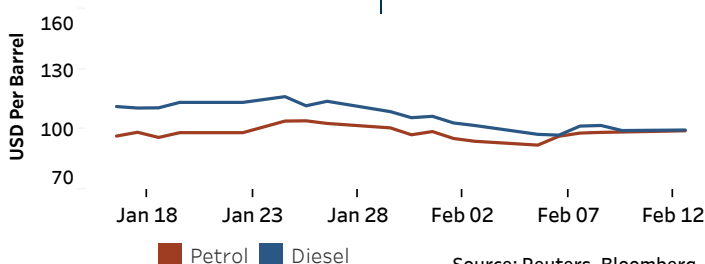


Source: Colombo Stock Exchange

Energy

Petroleum Products (USD per Barrel)

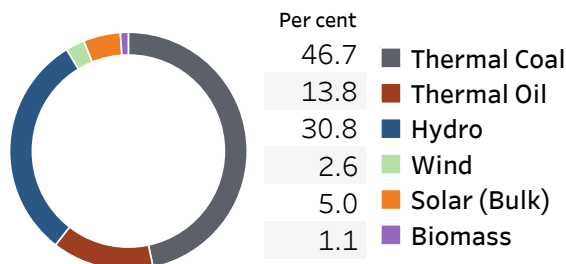
Crude Oil			Refined (Singapore Platts)		
14-Feb-23 *		10-Feb-23	13-Feb-23		
Brent	WTI	OPEC	Petrol	Diesel	Kerosene
85.77	79.06	83.56	99.35	99.72	106.37



Source: Reuters, Bloomberg

Electricity Generation

	12-Feb-23	13-Feb-23
Total Energy (GWh)	35.57	41.22
Peak Demand (MW)	1,657.90	1,971.90



Source: Ceylon Electricity Board