

# Daily Economic Indicators 10 February 2023



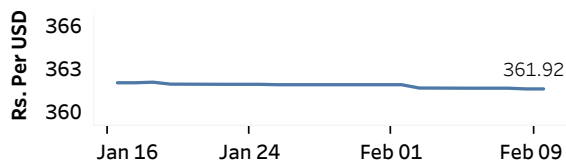
Central Bank of Sri Lanka  
Statistics Department

Real GDP: 2022 Q3 -11.8%    NCPI Y-o-Y Change: December 59.2%    CCPI Y-o-Y Change: January 54.2%

## Exchange Rates

Rs. Per Unit	TT Buying	TT Selling
USD	359.0735	370.2484
GBP	433.0149	449.3123
EUR	383.6749	398.7756
JPY	2.7164	2.8225

### Middle Rate of the USD/LKR Spot Exchange Rate



Source: Central Bank of Sri Lanka

## Gold Price

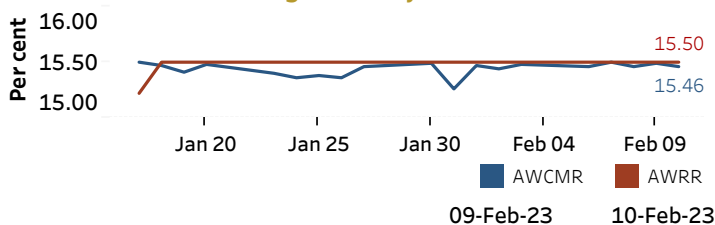


Source: Reuters

## Money Market

Policy Rates: SDF Rate: 14.50%    SLF Rate: 15.50%    SRR: 4.00%

### Overnight Money Market



### Yield Rates of T-Bills

	Primary Market 03-Feb-23	Secondary Market 09-Feb-23
91 Day	29.91	26.91
182 Day	28.72	29.03
364 Day	27.72	27.66

Source: Central Bank of Sri Lanka

Overnight Liquidity (Rs. bn)	09-Feb-23	10-Feb-23
	-126.18	58.07

## Share Market

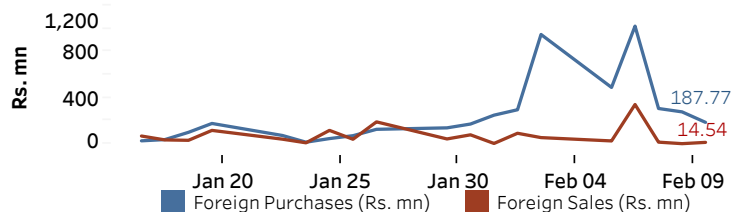
10-Feb-23

ASPI	▼	8,938.48
S&P SL20	▼	2,756.41

### Daily Turnover

Rs.1,405.19 mn

Market Capitalisation	PE Ratio
Rs. 3,969.86 bn	5.1

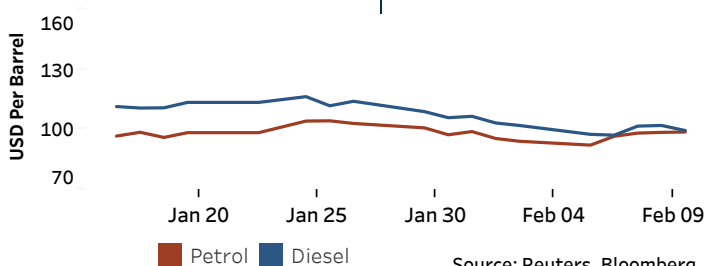


Source: Colombo Stock Exchange

## Energy

### Petroleum Products (USD per Barrel)

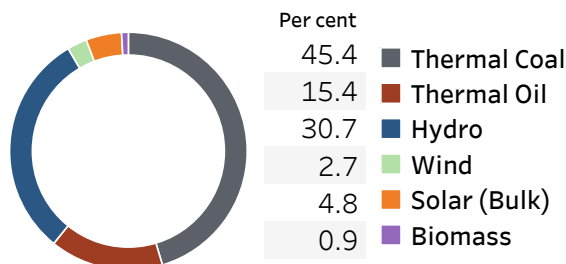
Crude Oil			Refined (Singapore Platts)		
13-Feb-23 *		09-Feb-23	10-Feb-23		
Brent	WTI	OPEC	Petrol	Diesel	Kerosene
85.90	79.19	82.78	98.73	99.46	106.68



Source: Reuters, Bloomberg

### Electricity Generation

	09-Feb-23	10-Feb-23
Total Energy (GWh)	42.94	43.13
Peak Demand (MW)	1,908.90	1,843.60



Source: Ceylon Electricity Board