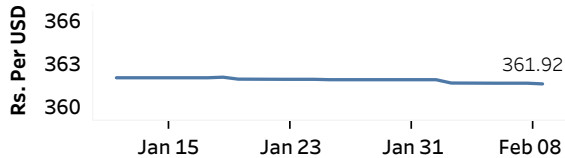


Real GDP: 2022 Q3 -11.8%    NCPI Y-o-Y Change: December 59.2%    CCPI Y-o-Y Change: January 54.2%

## Exchange Rates

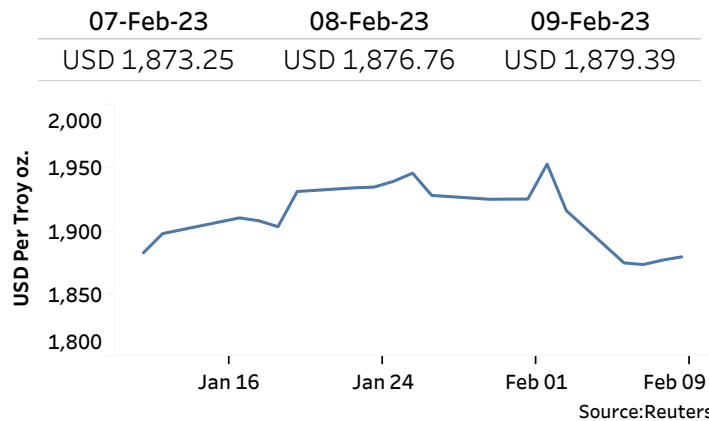
| Rs. Per Unit | TT Buying | TT Selling |
|--------------|-----------|------------|
| USD          | 359.4009  | 370.2786   |
| GBP          | 432.5342  | 449.0086   |
| EUR          | 378.5822  | 399.0058   |
| JPY          | 2.7208    | 2.8282     |

### Middle Rate of the USD/LKR Spot Exchange Rate



Source: Central Bank of Sri Lanka

## Gold Price

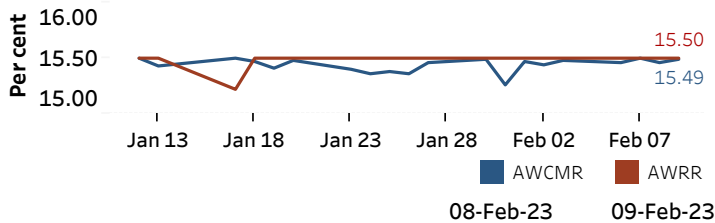


Source: Reuters

## Money Market

Policy Rates: SDF Rate: 14.50%    SLF Rate: 15.50%    SRR: 4.00%

### Overnight Money Market



### Yield Rates of T-Bills

|         | Primary Market<br>03-Feb-23 | Secondary Market<br>08-Feb-23 |
|---------|-----------------------------|-------------------------------|
| 91 Day  | 29.91                       | 26.82                         |
| 182 Day | 28.72                       | 29.03                         |
| 364 Day | 27.72                       | 27.66                         |

Source: Central Bank of Sri Lanka

| Overnight Liquidity (Rs. bn) | 08-Feb-23 | 09-Feb-23 |
|------------------------------|-----------|-----------|
|                              | -117.74   | -126.18   |

## Share Market

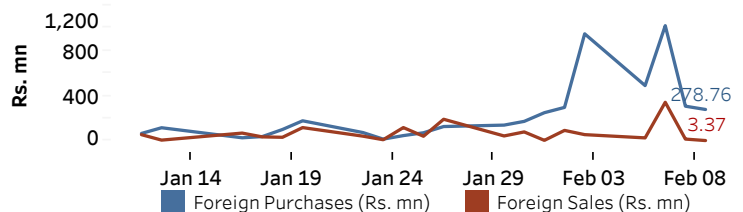
09-Feb-23

|          |   |          |
|----------|---|----------|
| ASPI     | ▼ | 8,962.37 |
| S&P SL20 | ▼ | 2,767.48 |

### Daily Turnover

Rs.1,223.74 mn

| Market Capitalisation | PE Ratio |
|-----------------------|----------|
| Rs. 3,977.40 bn       | 5.1      |

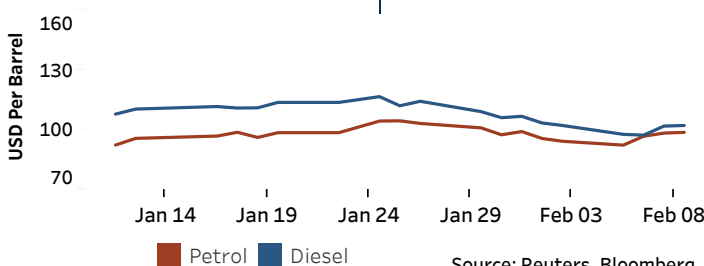


Source: Colombo Stock Exchange

## Energy

### Petroleum Products (USD per Barrel)

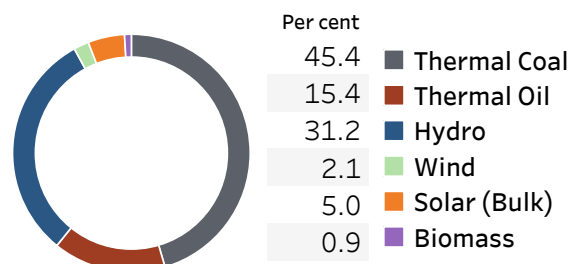
| Crude Oil   |           |       | Refined (Singapore Platts) |        |          |
|-------------|-----------|-------|----------------------------|--------|----------|
| 10-Feb-23 * | 08-Feb-23 |       | 09-Feb-23                  |        |          |
| Brent       | WTI       | OPEC  | Petrol                     | Diesel | Kerosene |
| 84.25       | 77.75     | 81.86 | 98.55                      | 101.99 | 111.72   |



Source: Reuters, Bloomberg

### Electricity Generation

|                    | 08-Feb-23 | 09-Feb-23 |
|--------------------|-----------|-----------|
| Total Energy (GWh) | 42.27     | 42.94     |
| Peak Demand (MW)   | 1,882.00  | 1,908.90  |



Source: Ceylon Electricity Board