

Daily Economic Indicators 08 February 2023

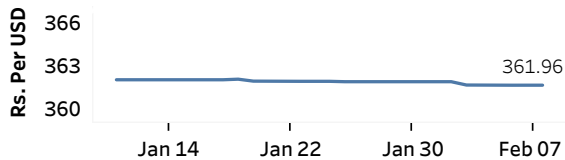


Real GDP: 2022 Q3 -11.8% NCPI Y-o-Y Change: December 59.2% CCPI Y-o-Y Change: January 54.2%

Exchange Rates

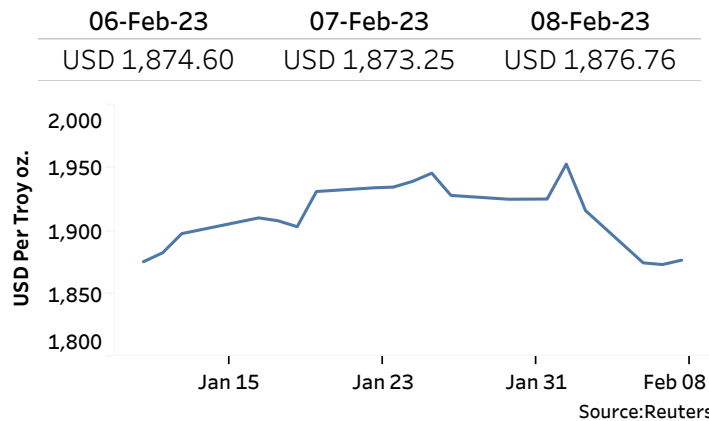
Rs. Per Unit	TT Buying	TT Selling
USD	359.4792	370.3547
GBP	431.5088	447.8186
EUR	384.0133	399.1778
JPY	2.7272	2.8343

Middle Rate of the USD/LKR Spot Exchange Rate



Source: Central Bank of Sri Lanka

Gold Price

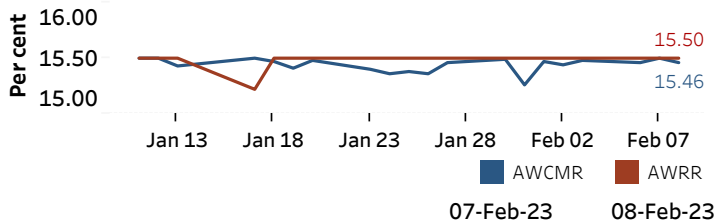


Source: Reuters

Money Market

Policy Rates: SDF Rate: 14.50% SLF Rate: 15.50% SRR: 4.00%

Overnight Money Market



Yield Rates of T-Bills

	Primary Market 03-Feb-23	Secondary Market 07-Feb-23
91 Day	29.91	26.82
182 Day	28.72	29.03
364 Day	27.72	27.66

Source: Central Bank of Sri Lanka

Share Market

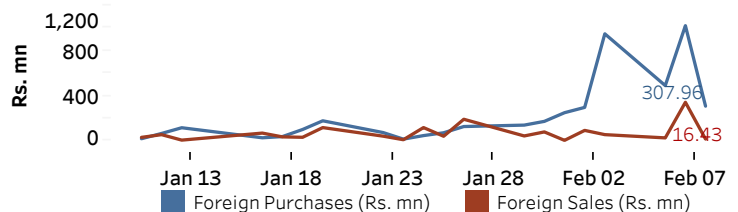
08-Feb-23

ASPI	▲	8,987.45
S&P SL20	▼	2,782.56

Daily Turnover

Rs.1,188.19 mn

Market Capitalisation	PE Ratio
Rs. 3,990.76 bn	5.1

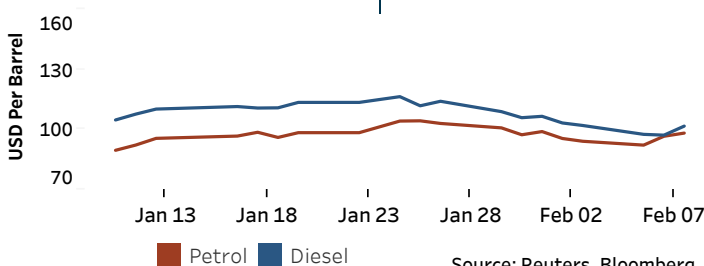


Source: Colombo Stock Exchange

Energy

Petroleum Products (USD per Barrel)

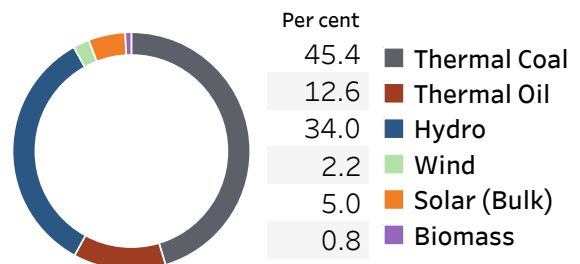
Crude Oil			Refined (Singapore Platts)		
09-Feb-23 *	07-Feb-23		08-Feb-23		
Brent	WTI	OPEC	Petrol	Diesel	Kerosene
85.24	78.58	80.50	98.19	101.68	110.60



Source: Reuters, Bloomberg

Electricity Generation

	07-Feb-23	08-Feb-23
Total Energy (GWh)	41.95	42.27
Peak Demand (MW)	1,835.20	1,882.00



Source: Ceylon Electricity Board