

Daily Economic Indicators 07 February 2023



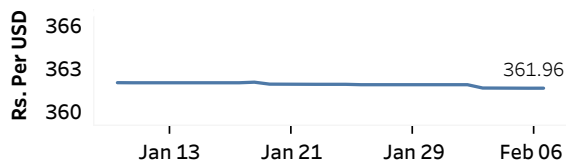
Central Bank of Sri Lanka
Statistics Department

Real GDP: 2022 Q3 -11.8% NCPI Y-o-Y Change: December 59.2% CCPI Y-o-Y Change: January 54.2%

Exchange Rates

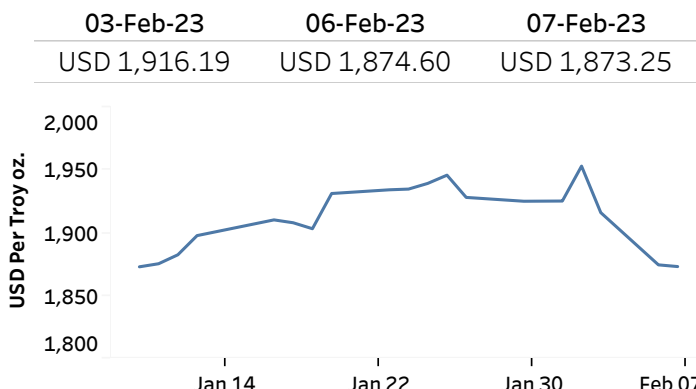
Rs. Per Unit	TT Buying	TT Selling
USD	360.0937	370.2611
GBP	431.8186	447.7423
EUR	384.4542	399.4956
JPY	2.7062	2.8094

Middle Rate of the USD/LKR Spot Exchange Rate



Source: Central Bank of Sri Lanka

Gold Price

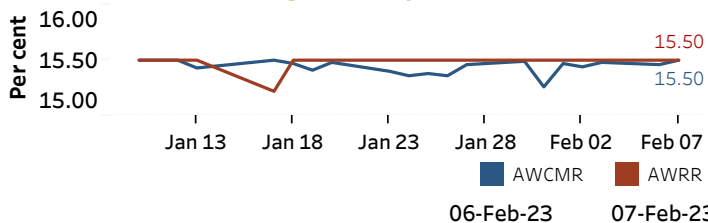


Source: Reuters

Money Market

Policy Rates: SDF Rate: 14.50% SLF Rate: 15.50% SRR: 4.00%

Overnight Money Market



Yield Rates of T-Bills

	Primary Market	Secondary Market
	03-Feb-23	06-Feb-23
91 Day	29.91	26.82
182 Day	28.72	28.79
364 Day	27.72	27.66

Source: Central Bank of Sri Lanka

Overnight Liquidity (Rs. bn)	06-Feb-23	07-Feb-23
	-141.83	62.18

Share Market

07-Feb-23

ASPI	▼	8,975.86
S&P SL20	▼	2,785.19

Daily Turnover

Rs. 2,222.08 mn

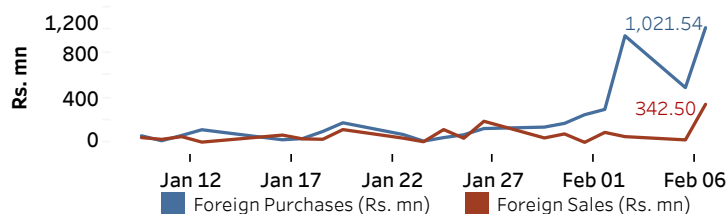
Market Capitalisation

Rs. 3,989.13 bn

PE Ratio

5.1

Foreign Purchases and Sales

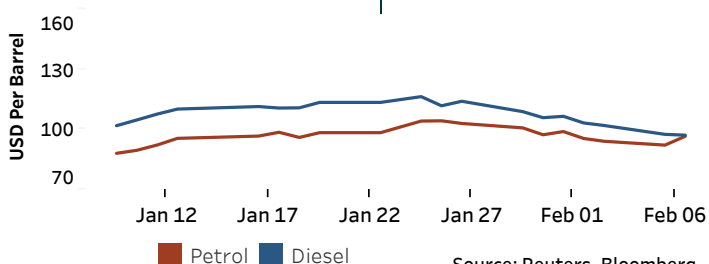


Source: Colombo Stock Exchange

Energy

Petroleum Products (USD per Barrel)

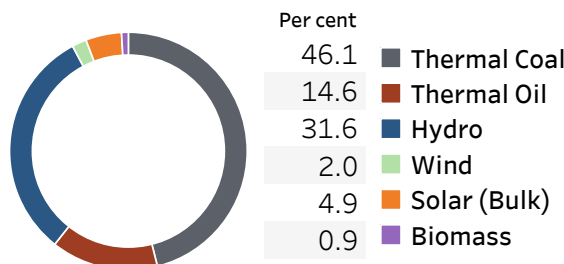
Crude Oil			Refined (Singapore Platts)		
08-Feb-23 *		06-Feb-23	07-Feb-23		
Brent	WTI	OPEC	Petrol	Diesel	Kerosene
83.64	77.18	78.20	96.61	97.16	106.88



Source: Reuters, Bloomberg

Electricity Generation

	06-Feb-23	07-Feb-23
Total Energy (GWh)	40.74	41.95
Peak Demand (MW)	1,760.10	1,835.20



Source: Ceylon Electricity Board