

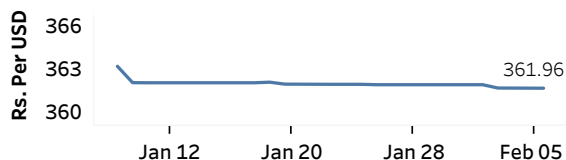


Real GDP: 2022 Q3 -11.8%    NCPI Y-o-Y Change: December 59.2%    CCPI Y-o-Y Change: January 54.2%

## Exchange Rates

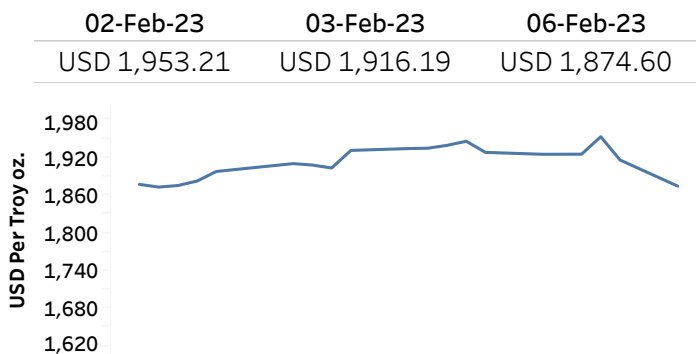
Rs. Per Unit	TT Buying	TT Selling
USD	359.9968	370.1832
GBP	431.9950	447.8803
EUR	386.3124	401.3692
JPY	2.7105	2.8155

### Middle Rate of the USD/LKR Spot Exchange Rate



Source: Central Bank of Sri Lanka

## Gold Price

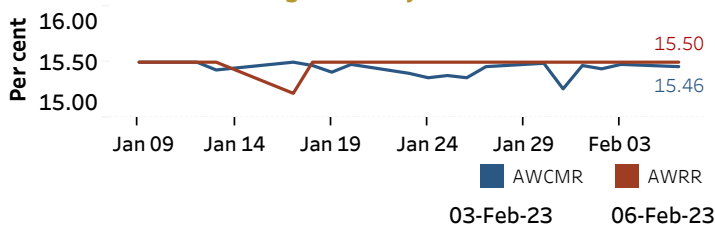


Source: Reuters

## Money Market

Policy Rates: SDF Rate: 14.50%    SLF Rate: 15.50%    SRR: 4.00%

### Overnight Money Market



### Yield Rates of T-Bills

	Primary Market 03-Feb-23	Secondary Market 03-Feb-23
91 Day	29.91	26.82
182 Day	28.72	28.18
364 Day	27.72	27.66

Source: Central Bank of Sri Lanka

Overnight Liquidity (Rs. bn)	03-Feb-23	06-Feb-23
	152.38	-141.83

## Share Market

06-Feb-23

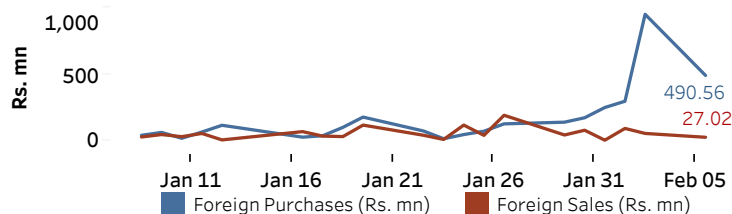
ASPI	▼	9,100.14
S&P SL20	▼	2,836.62

### Daily Turnover

Rs.2,317.78 mn

Market Capitalisation	PE Ratio
Rs. 4,036.02 bn	5.2

### Foreign Purchases and Sales

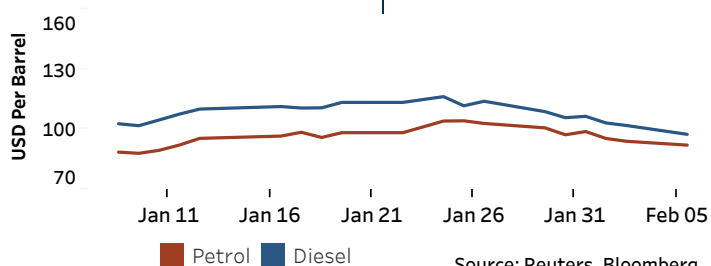


Source: Colombo Stock Exchange

## Energy

### Petroleum Products (USD per Barrel)

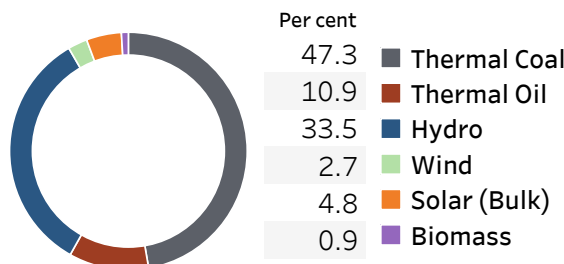
Crude Oil			Refined (Singapore Platts)		
07-Feb-23 *	03-Feb-23		06-Feb-23		
Brent	WTI	OPEC	Petrol	Diesel	Kerosene
81.71	74.81	79.36	92.19	97.56	107.34



Source: Reuters, Bloomberg

### Electricity Generation

	05-Feb-23	06-Feb-23
Total Energy (GWh)	31.65	40.74
Peak Demand (MW)	1,555.90	1,760.10



Source: Ceylon Electricity Board