

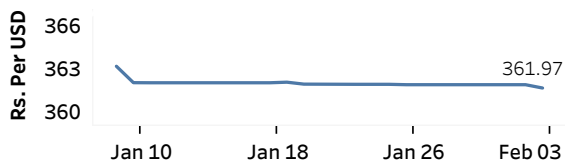


Real GDP: 2022 Q3 -11.8% NCPI Y-o-Y Change: December 59.2% CCPI Y-o-Y Change: January 54.2%

Exchange Rates

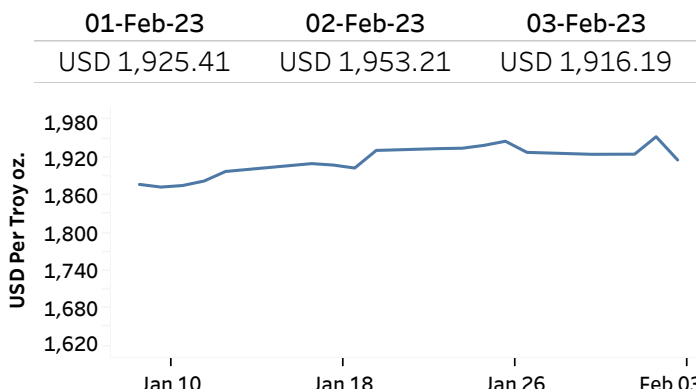
Rs. Per Unit	TT Buying	TT Selling
USD	360.2903	370.3529
GBP	437.3642	453.8254
EUR	390.0114	405.2499
JPY	2.7837	2.8921

Middle Rate of the USD/LKR Spot Exchange Rate



Source: Central Bank of Sri Lanka

Gold Price

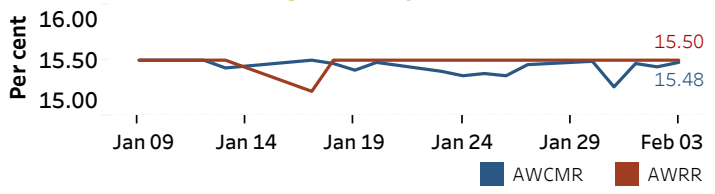


Source: Reuters

Money Market

Policy Rates: SDF Rate: 14.50% SLF Rate: 15.50% SRR: 4.00%

Overnight Money Market



Yield Rates of T-Bills

	Primary Market 27-Jan-23	Secondary Market 02-Feb-23
91 Day	29.91	26.82
182 Day	28.72	29.29
364 Day	27.78	28.89

Source: Central Bank of Sri Lanka

Overnight Liquidity (Rs. bn)	02-Feb-23	03-Feb-23
	-101.02	152.38

Share Market

03-Feb-23

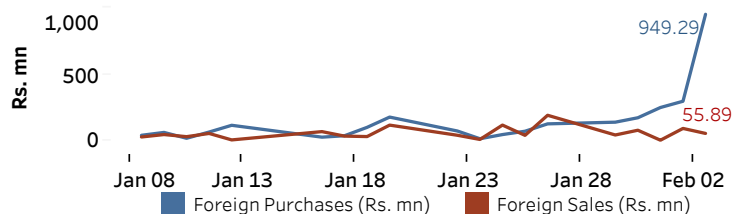
ASPI	▲	9,178.61
S&P SL20	▲	2,863.64

Daily Turnover

Rs.4,173.26 mn

Market Capitalisation	PE Ratio
Rs. 4,060.93 bn	5.2

Foreign Purchases and Sales

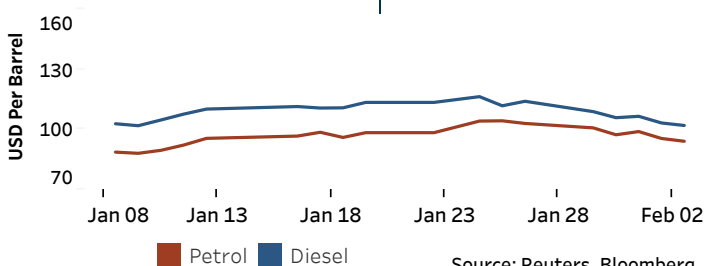


Source: Colombo Stock Exchange

Energy

Petroleum Products (USD per Barrel)

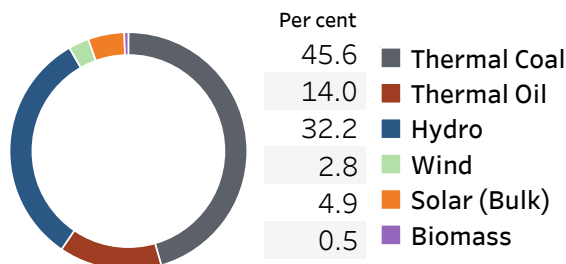
Crude Oil			Refined (Singapore Platts)		
06-Feb-23 *		02-Feb-23	03-Feb-23		
Brent	WTI	OPEC	Petrol	Diesel	Kerosene
80.03	73.43	80.43	94.11	101.99	111.60



Source: Reuters, Bloomberg

Electricity Generation

	02-Feb-23	03-Feb-23
Total Energy (GWh)	42.71	40.73
Peak Demand (MW)	2,116.70	1,832.60



Source: Ceylon Electricity Board