

# Daily Economic Indicators 02 February 2023



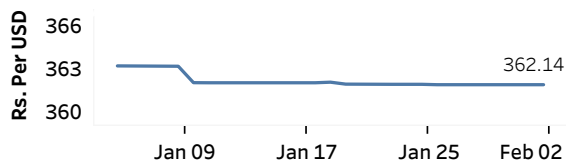
Central Bank of Sri Lanka  
Statistics Department

Real GDP: 2022 Q3 -11.8%    NCPI Y-o-Y Change: December 59.2%    CCPI Y-o-Y Change: January 54.2%

## Exchange Rates

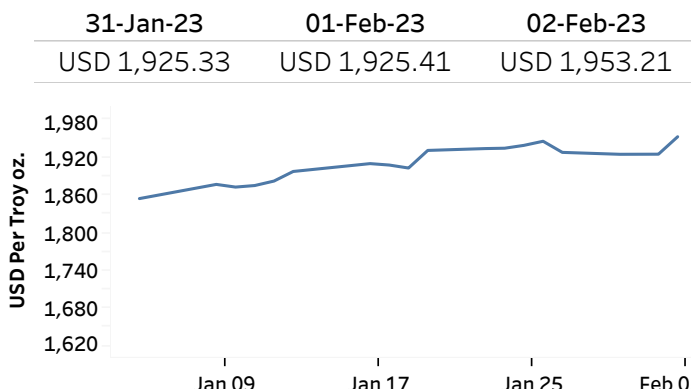
Rs. Per Unit	TT Buying	TT Selling
USD	360.4101	371.0331
GBP	444.1572	461.0542
EUR	394.8072	410.4174
JPY	2.7868	2.8970

### Middle Rate of the USD/LKR Spot Exchange Rate



Source: Central Bank of Sri Lanka

## Gold Price

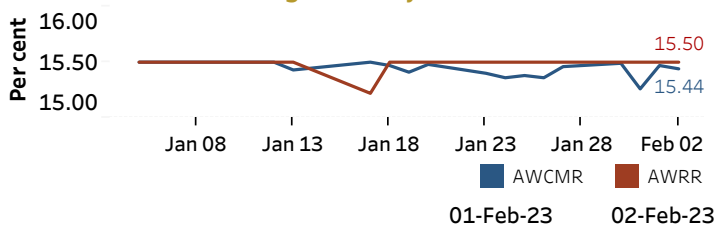


Source: Reuters

## Money Market

Policy Rates: SDF Rate: 14.50%    SLF Rate: 15.50%    SRR: 4.00%

### Overnight Money Market



### Yield Rates of T-Bills

	Primary Market 27-Jan-23	Secondary Market 01-Feb-23
91 Day	29.91	26.82
182 Day	28.72	25.78
364 Day	27.78	27.30

Source: Central Bank of Sri Lanka

Overnight Liquidity (Rs. bn)	01-Feb-23	02-Feb-23
	-109.52	-101.02

## Share Market

02-Feb-23

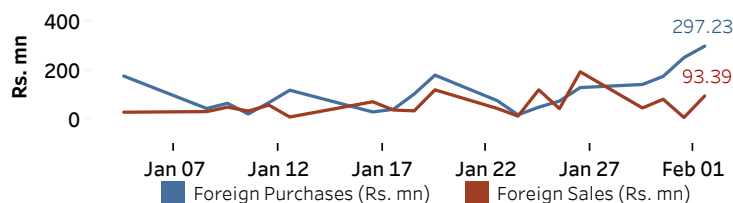
ASPI	▲	9,022.38
S&P SL20	▲	2,812.75

### Daily Turnover

Rs.1,809.48 mn

Market Capitalisation	PE Ratio
Rs. 3,926.78 bn	5.1

### Foreign Purchases and Sales

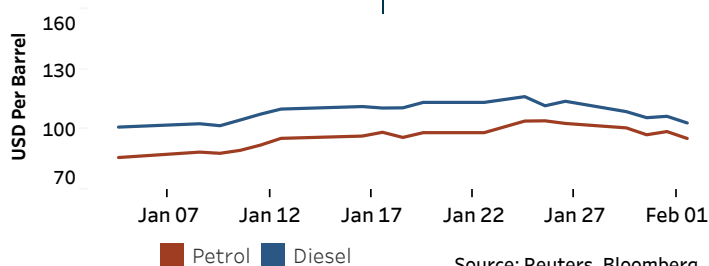


Source: Colombo Stock Exchange

## Energy

### Petroleum Products (USD per Barrel)

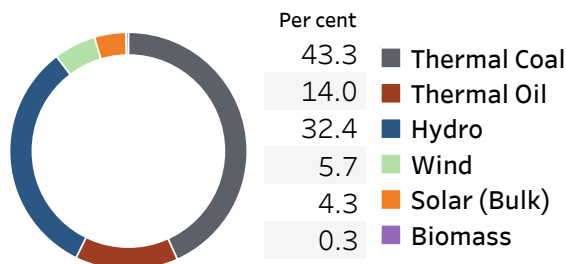
Crude Oil			Refined (Singapore Platts)		
03-Feb-23 *		01-Feb-23	02-Feb-23		
Brent	WTI	OPEC	Petrol	Diesel	Kerosene
82.26	75.95	82.82	95.50	103.24	112.61



Source: Reuters, Bloomberg

### Electricity Generation

	01-Feb-23	02-Feb-23
Total Energy (GWh)	40.92	42.71
Peak Demand (MW)	1,769.80	2,116.70



Source: Ceylon Electricity Board