

Daily Economic Indicators 01 February 2023



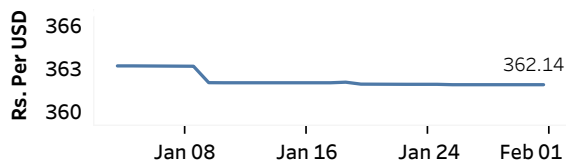
Central Bank of Sri Lanka
Statistics Department

Real GDP: 2022 Q3 -11.8% NCPI Y-o-Y Change: December 59.2% CCPI Y-o-Y Change: January 54.2%

Exchange Rates

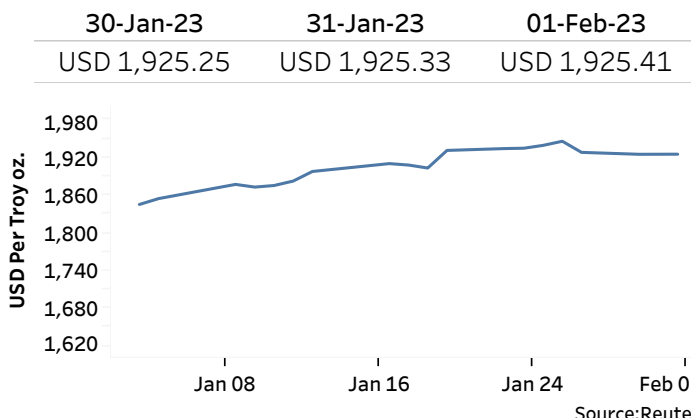
Rs. Per Unit	TT Buying	TT Selling
USD	360.4935	371.3942
GBP	441.7384	458.5667
EUR	389.1447	404.8125
JPY	2.7543	2.8670

Middle Rate of the USD/LKR Spot Exchange Rate



Source: Central Bank of Sri Lanka

Gold Price

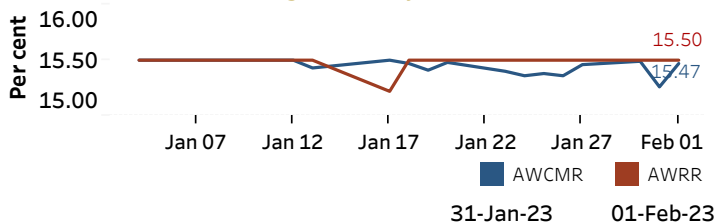


Source: Reuters

Money Market

Policy Rates: SDF Rate: 14.50% SLF Rate: 15.50% SRR: 4.00%

Overnight Money Market



Yield Rates of T-Bills

	Primary Market 27-Jan-23	Secondary Market 31-Jan-23
91 Day	29.91	26.94
182 Day	28.72	27.84
364 Day	27.78	27.30

Source: Central Bank of Sri Lanka

Overnight Liquidity (Rs. bn)	31-Jan-23	01-Feb-23
	-44.85	-109.52

Share Market

01-Feb-23

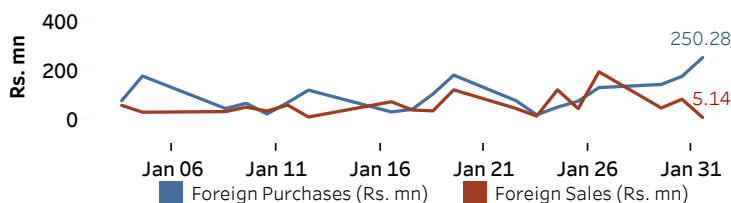
ASPI	▲	8,950.01
S&P SL20	▲	2,799.53

Daily Turnover

Rs.1,541.29 mn

Market Capitalisation	PE Ratio
Rs. 3,910.75 bn	5.0

Foreign Purchases and Sales

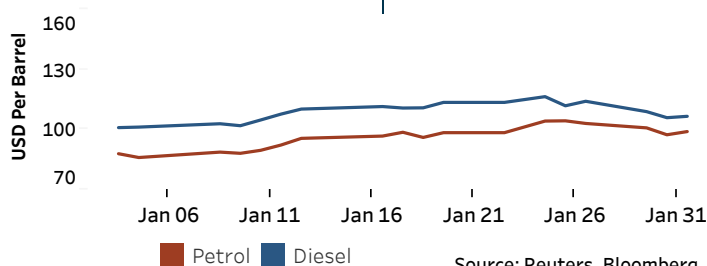


Source: Colombo Stock Exchange

Energy

Petroleum Products (USD per Barrel)

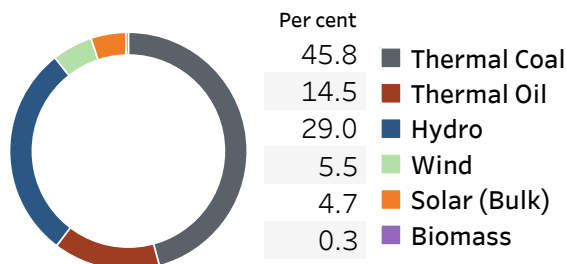
Crude Oil			Refined (Singapore Platts)		
02-Feb-23 *	31-Jan-23		01-Feb-23		
Brent	WTI	OPEC	Petrol	Diesel	Kerosene
83.38	77.00	81.95	98.95	106.56	114.34



Source: Reuters, Bloomberg

Electricity Generation

	31-Jan-23	01-Feb-23
Total Energy (GWh)	44.62	40.92
Peak Demand (MW)	2,132.40	1,769.80



Source: Ceylon Electricity Board