

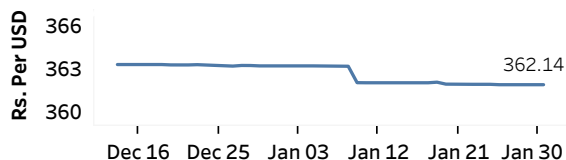


Real GDP: 2022 Q3 -11.8%    NCPI Y-o-Y Change: December 59.2%    CCPI Y-o-Y Change: January 54.2%

## Exchange Rates

Rs. Per Unit	TT Buying	TT Selling
USD	360.4879	371.3887
GBP	443.3980	460.2890
EUR	388.9307	404.5976
JPY	2.7524	2.8640

### Middle Rate of the USD/LKR Spot Exchange Rate



Source: Central Bank of Sri Lanka

## Gold Price



Source: Reuters

## Money Market

Policy Rates: SDF Rate: 14.50%    SLF Rate: 15.50%    SRR: 4.00%

### Overnight Money Market

	30-Jan-23	31-Jan-23
Average Weighted Call Money Rate (AWCMR)	15.49	15.26
Average Weighted Repo Rate (AWRR)	15.50	15.50
Overnight Liquidity (Rs. bn)	-49.52	-44.85

### Yield Rates of T-Bills

	Yield Rates (%)	
	Primary Market	Secondary Market
91 Day	27-Jan-23	30-Jan-23
	29.91	30.22
182 Day	27-Jan-23	30-Jan-23
	28.72	28.48
364 Day	27-Jan-23	30-Jan-23
	27.78	27.30

Source: Central Bank of Sri Lanka

## Share Market

31-Jan-23

ASPI	▼	8,865.05
S&P SL20	▼	2,764.51

### Daily Turnover

Rs.1,723.33 mn

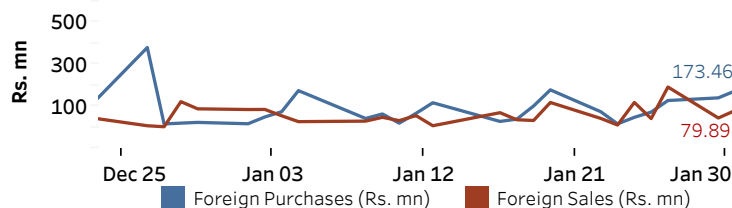
### Market Capitalisation

Rs. 3,881.14 bn

### PE Ratio

5.0

### Foreign Purchases and Sales

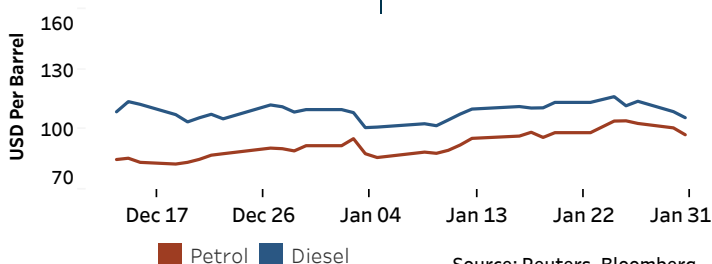


Source: Colombo Stock Exchange

## Energy

### Petroleum Products (USD per Barrel)

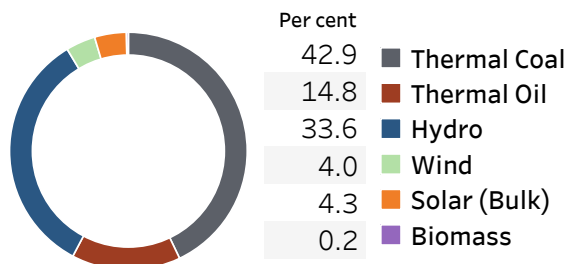
Crude Oil			Refined (Singapore Platts)		
01-Feb-23 *		30-Jan-23	31-Jan-23		
Brent	WTI	OPEC	Petrol	Diesel	Kerosene
84.49	79.07	83.45	97.35	105.87	113.78



Source: Reuters, Bloomberg

### Electricity Generation

	30-Jan-23	31-Jan-23
Total Energy (GWh)	43.58	44.62
Peak Demand (MW)	2,186.10	2,132.40



Source: Ceylon Electricity Board