

Daily Economic Indicators 30 January 2023



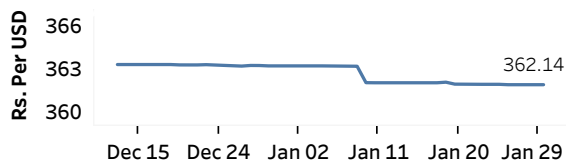
Central Bank of Sri Lanka
Statistics Department

Real GDP: 2022 Q3 -11.8% NCPI Y-o-Y Change: December 59.2% CCPI Y-o-Y Change: December 57.2%

Exchange Rates

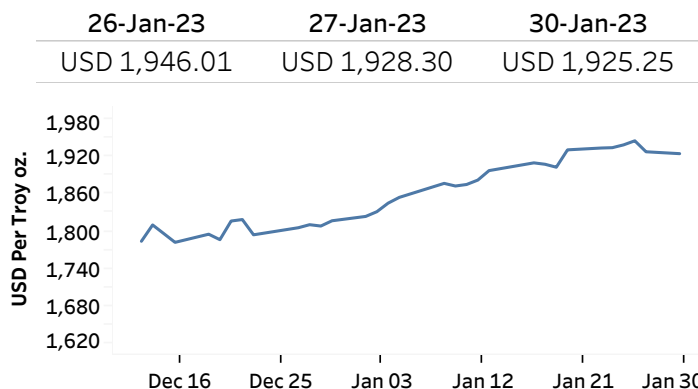
Rs. Per Unit	TT Buying	TT Selling
USD	360.4501	371.3035
GBP	444.6381	461.5301
EUR	389.5551	405.2372
JPY	2.7545	2.8665

Middle Rate of the USD/LKR Spot Exchange Rate



Source: Central Bank of Sri Lanka

Gold Price



Source: Reuters

Money Market

Policy Rates: SDF Rate: 14.50% SLF Rate: 15.50% SRR: 4.00%

Overnight Money Market

	27-Jan-23	30-Jan-23
Average Weighted Call Money Rate (AWCMR)	15.46	15.49
Average Weighted Repo Rate (AWRR)	15.50	15.50
Overnight Liquidity (Rs. bn)	144.26	-49.52

Yield Rates of T-Bills

	27-Jan-23	
	Primary Market	Secondary Market
91 Day	29.91	30.22
182 Day	28.72	27.82
364 Day	27.78	27.30

Source: Central Bank of Sri Lanka

Share Market

30-Jan-23

ASPI	▼	8,889.67
S&P SL20	▼	2,782.25

Daily Turnover

Rs.1,657.40 mn

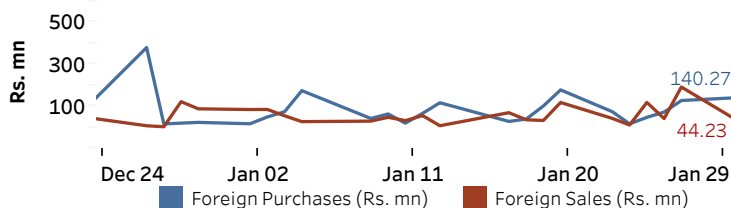
Market Capitalisation

Rs. 3,885.62 bn

PE Ratio

5.0

Foreign Purchases and Sales

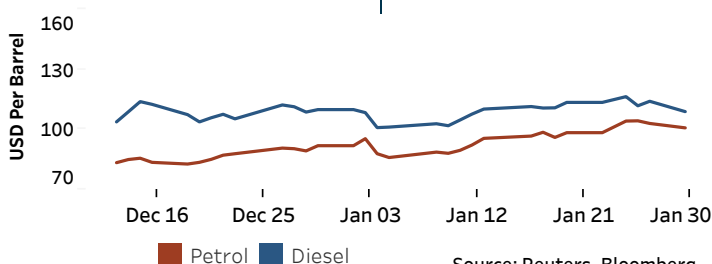


Source: Colombo Stock Exchange

Energy

Petroleum Products (USD per Barrel)

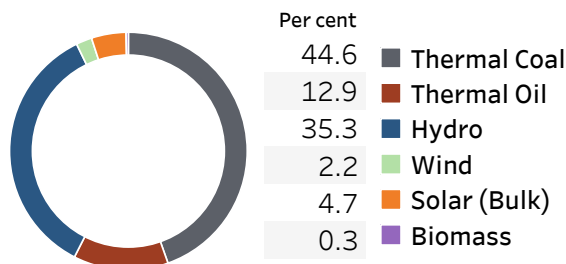
Crude Oil			Refined (Singapore Platts)		
31-Jan-23 *		27-Jan-23	30-Jan-23		
Brent	WTI	OPEC	Petrol	Diesel	Kerosene
85.18	78.02	85.31	100.79	108.89	117.14



Source: Reuters, Bloomberg

Electricity Generation

	29-Jan-23	30-Jan-23
Total Energy (GWh)	35.28	43.58
Peak Demand (MW)	1,658.00	2,186.10



Source: Ceylon Electricity Board