

Daily Economic Indicators 27 January 2023



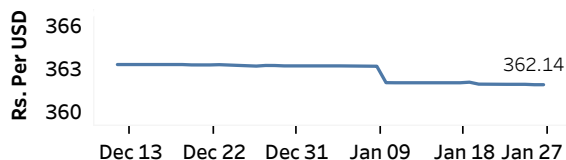
Central Bank of Sri Lanka
Statistics Department

Real GDP: 2022 Q3 -11.8% NCPI Y-o-Y Change: December 59.2% CCPI Y-o-Y Change: December 57.2%

Exchange Rates

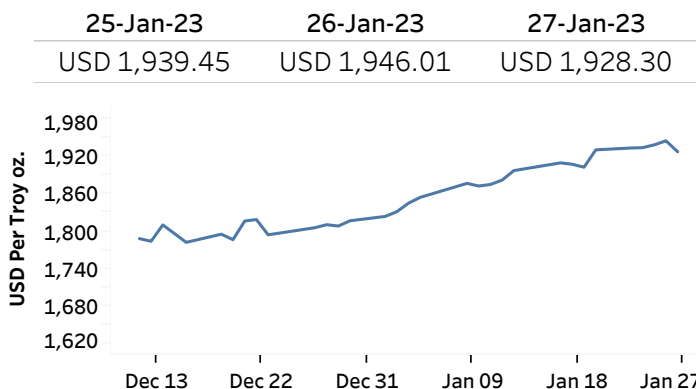
Rs. Per Unit	TT Buying	TT Selling
USD	360.4879	371.3887
GBP	444.8423	461.7294
EUR	390.0335	405.7231
JPY	2.7619	2.8737

Middle Rate of the USD/LKR Spot Exchange Rate



Source: Central Bank of Sri Lanka

Gold Price



Source: Reuters

Money Market

Policy Rates: SDF Rate: 14.50% SLF Rate: 15.50% SRR: 4.00%

Overnight Money Market

	26-Jan-23	27-Jan-23
Average Weighted Call Money Rate (AWCMR)	15.36	15.46
Average Weighted Repo Rate (AWRR)	15.50	15.50
Overnight Liquidity (Rs. bn)	-91.49	144.26

Yield Rates of T-Bills

	Yield Rates (%)	
	Primary Market	Secondary Market
91 Day	20-Jan-23	26-Jan-23
	30.08	30.22
182 Day	20-Jan-23	26-Jan-23
	29.07	31.20
364 Day	20-Jan-23	26-Jan-23
	28.25	28.83

Source: Central Bank of Sri Lanka

Share Market

27-Jan-23

ASPI	▲	8,958.79
S&P SL20	▲	2,815.00

Daily Turnover

Rs.1,935.67 mn

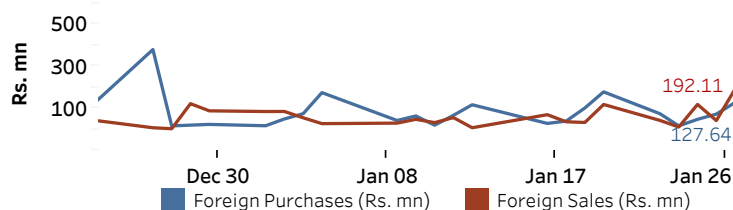
Market Capitalisation

Rs. 3,912.84 bn

PE Ratio

5.0

Foreign Purchases and Sales

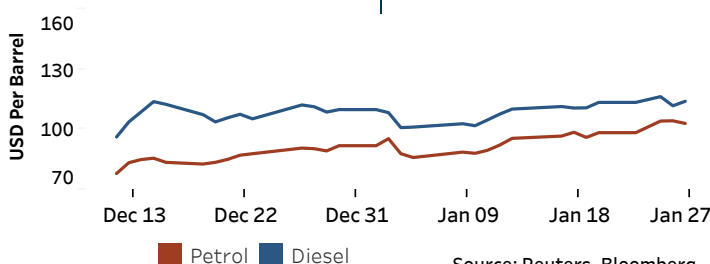


Source: Colombo Stock Exchange

Energy

Petroleum Products (USD per Barrel)

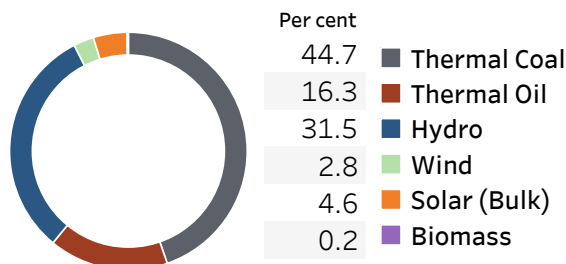
Crude Oil			Refined (Singapore Platts)		
30-Jan-23 *	26-Jan-23		27-Jan-23		
Brent	WTI	OPEC	Petrol	Diesel	Kerosene
87.10	80.17	84.47	103.00	114.06	122.29



Source: Reuters, Bloomberg

Electricity Generation

	26-Jan-23	27-Jan-23
Total Energy (GWh)	41.41	42.61
Peak Demand (MW)	1,808.90	1,905.40



Source: Ceylon Electricity Board