

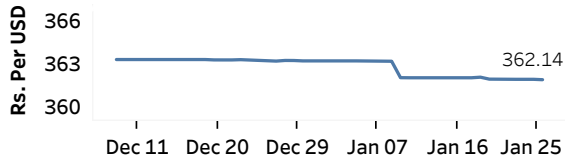


Real GDP: 2022 Q3 -11.8% NCPI Y-o-Y Change: December 59.2% CCPI Y-o-Y Change: December 57.2%

Exchange Rates

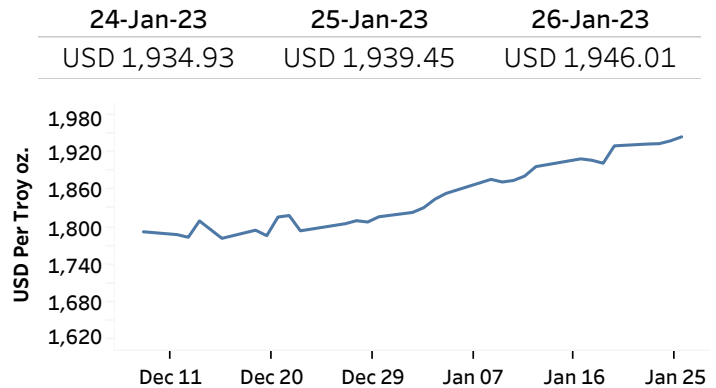
Rs. Per Unit	TT Buying	TT Selling
USD	360.4879	371.3887
GBP	444.9139	461.8076
EUR	391.2274	406.9557
JPY	2.7686	2.8818

Middle Rate of the USD/LKR Spot Exchange Rate



Source: Central Bank of Sri Lanka

Gold Price



Source: Reuters

Money Market

Policy Rates: SDF Rate: 14.50% SLF Rate: 15.50% SRR: 4.00%

Overnight Money Market

	25-Jan-23	26-Jan-23
Average Weighted Call Money Rate (AWCMR)	15.38	15.36
Average Weighted Repo Rate (AWRR)	15.50	15.50
Overnight Liquidity (Rs. bn)	-166.55	-91.49

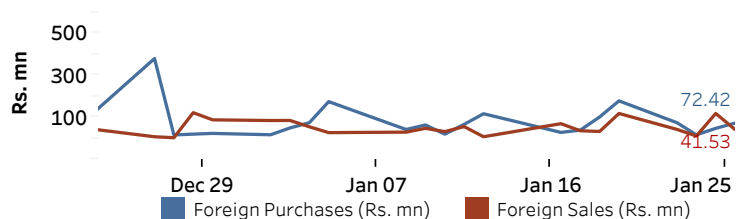
Yield Rates of T-Bills

	Yield Rates (%)	
	Primary Market	Secondary Market
91 Day	20-Jan-23	25-Jan-23
	30.08	30.22
182 Day	20-Jan-23	25-Jan-23
	29.07	31.20
364 Day	20-Jan-23	25-Jan-23
	28.25	28.83

Source: Central Bank of Sri Lanka

Share Market

Foreign Purchases and Sales



Source: Colombo Stock Exchange

	26-Jan-23
ASPI	8,926.56
S&P SL20	2,798.00

Daily Turnover

Rs. 1,234.72 mn

Market Capitalisation

Rs. 3,901.65 bn

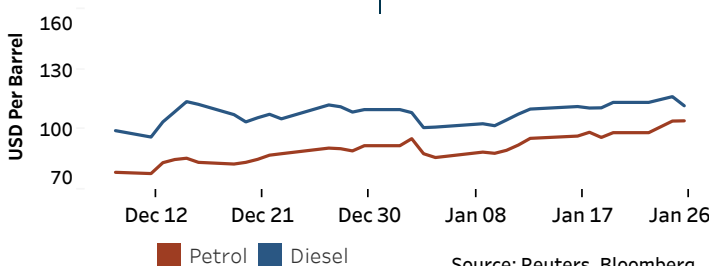
PE Ratio

5.0

Energy

Petroleum Products (USD per Barrel)

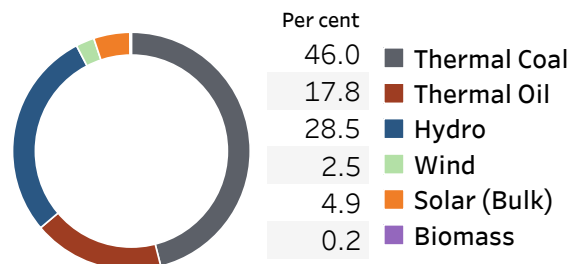
Crude Oil			Refined (Singapore Platts)		
27-Jan-23 *		25-Jan-23	26-Jan-23		
Brent	WTI	OPEC	Petrol	Diesel	Kerosene
87.74	81.21	84.59	104.31	111.81	119.24



Source: Reuters, Bloomberg

Electricity Generation

	25-Jan-23	26-Jan-23
Total Energy (GWh)	40.78	41.41
Peak Demand (MW)	1,787.50	1,808.90



Source: Ceylon Electricity Board