

Daily Economic Indicators 25 January 2023



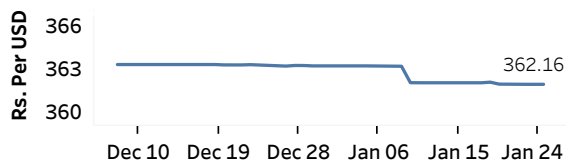
Central Bank of Sri Lanka
Statistics Department

Real GDP: 2022 Q3 -11.8% NCPI Y-o-Y Change: December 59.2% CCPI Y-o-Y Change: December 57.2%

Exchange Rates

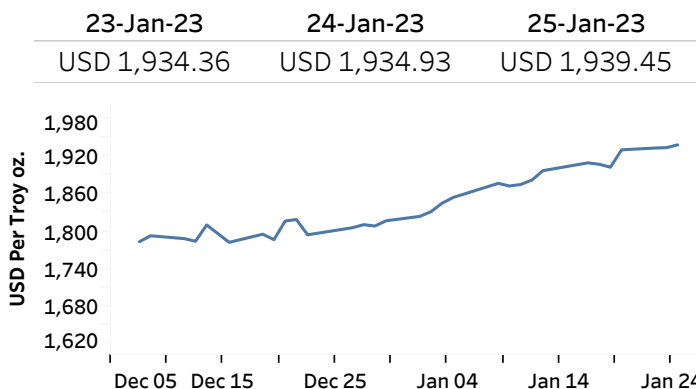
Rs. Per Unit	TT Buying	TT Selling
USD	360.4912	371.3909
GBP	442.2969	459.1177
EUR	390.5883	406.2937
JPY	2.7486	2.8611

Middle Rate of the USD/LKR Spot Exchange Rate



Source: Central Bank of Sri Lanka

Gold Price



Source: Reuters

Money Market

Policy Rates: SDF Rate: 14.50% SLF Rate: 15.50% SRR: 4.00%

Overnight Money Market

	24-Jan-23	25-Jan-23
Average Weighted Call Money Rate (AWCMR)	15.36	15.38
Average Weighted Repo Rate (AWRR)	15.50	15.50
Overnight Liquidity (Rs. bn)	40.43	-166.55

Yield Rates of T-Bills

	Yield Rates (%)	
	Primary Market	Secondary Market
91 Day	20-Jan-23	24-Jan-23
	30.08	30.22
	182 Day	29.07
364 Day	28.25	28.33

Source: Central Bank of Sri Lanka

Share Market

25-Jan-23

ASPI	▲	8,938.06
S&P SL20	▲	2,807.22

Daily Turnover

Rs.1,978.02 mn

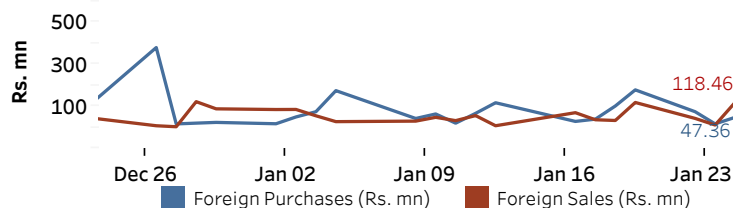
Market Capitalisation

Rs. 3,912.58 bn

PE Ratio

5.0

Foreign Purchases and Sales

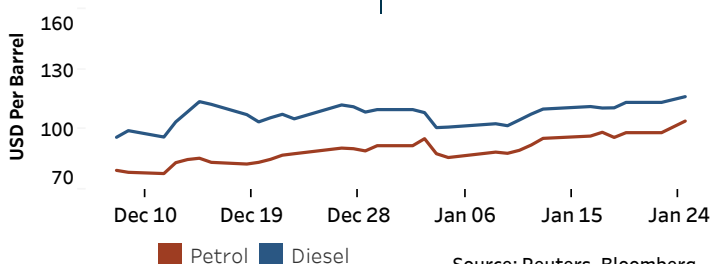


Source: Colombo Stock Exchange

Energy

Petroleum Products (USD per Barrel)

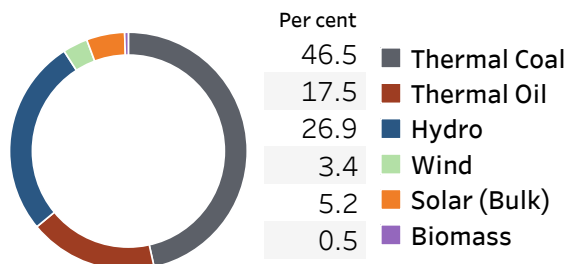
Crude Oil			Refined (Singapore Platts)		
26-Jan-23 *		24-Jan-23	25-Jan-23		
Brent	WTI	OPEC	Petrol	Diesel	Kerosene
86.24	80.48	84.89	104.19	116.37	123.43



Source: Reuters, Bloomberg

Electricity Generation

	24-Jan-23	25-Jan-23
Total Energy (GWh)	42.17	40.78
Peak Demand (MW)	1,744.90	1,787.50



Source: Ceylon Electricity Board