

Daily Economic Indicators 24 January 2023



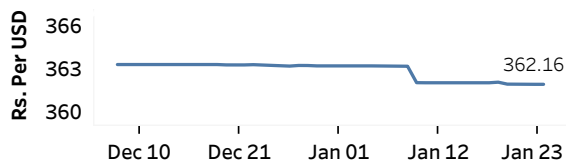
Central Bank of Sri Lanka
Statistics Department

Real GDP: 2022 Q3 -11.8% NCPI Y-o-Y Change: December 59.2% CCPI Y-o-Y Change: December 57.2%

Exchange Rates

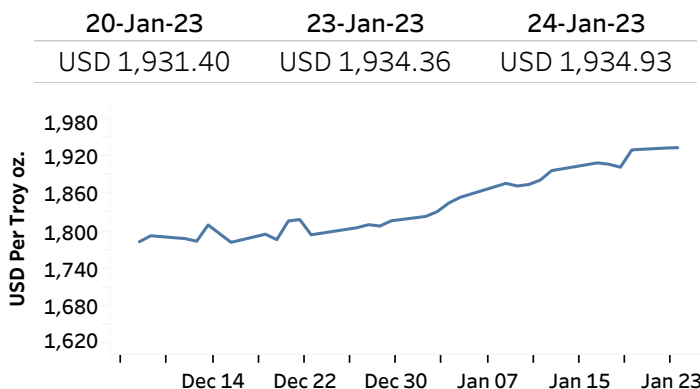
Rs. Per Unit	TT Buying	TT Selling
USD	360.4912	371.3909
GBP	444.5655	461.4486
EUR	389.9492	405.6406
JPY	2.7485	2.8611

Middle Rate of the USD/LKR Spot Exchange Rate



Source: Central Bank of Sri Lanka

Gold Price



Source: Reuters

Money Market

Policy Rates: SDF Rate: 14.50% SLF Rate: 15.50% SRR: 4.00%

Overnight Money Market

	23-Jan-23	24-Jan-23
Average Weighted Call Money Rate (AWCMR)	15.40	15.36
Average Weighted Repo Rate (AWRR)	15.50	15.50
Overnight Liquidity (Rs. bn)	6.73	40.43

Yield Rates of T-Bills

	Yield Rates (%)	
	Primary Market	Secondary Market
91 Day	20-Jan-23	23-Jan-23
	30.08	30.22
	182 Day	29.07
364 Day	28.25	28.83

Source: Central Bank of Sri Lanka

Share Market

24-Jan-23

ASPI	▼	8,902.24
S&P SL20	▼	2,784.92

Daily Turnover

Rs. 1,485.90 mn

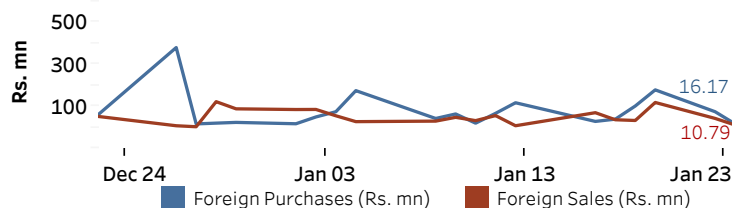
Market Capitalisation

Rs. 3,906.38 bn

PE Ratio

5.0

Foreign Purchases and Sales

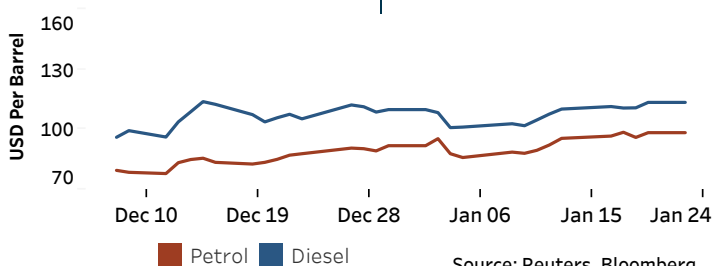


Source: Colombo Stock Exchange

Energy

Petroleum Products (USD per Barrel)

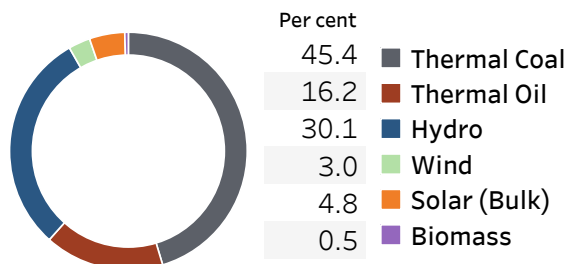
Crude Oil			Refined (Singapore Platts)		
25-Jan-23 *	23-Jan-23		23-Jan-23		
Brent	WTI	OPEC	Petrol	Diesel	Kerosene
86.13	80.19	85.45	98.40	113.50	120.90



Source: Reuters, Bloomberg

Electricity Generation

	23-Jan-23	24-Jan-23
Total Energy (GWh)	40.46	42.17
Peak Demand (MW)	1,813.80	1,744.90



Source: Ceylon Electricity Board