

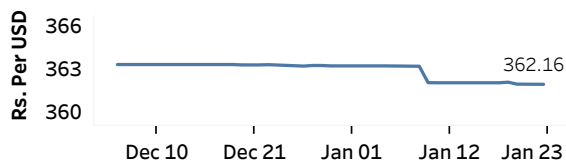


Real GDP: 2022 Q3 -11.8% NCPI Y-o-Y Change: December 59.2% CCPI Y-o-Y Change: December 57.2%

Exchange Rates

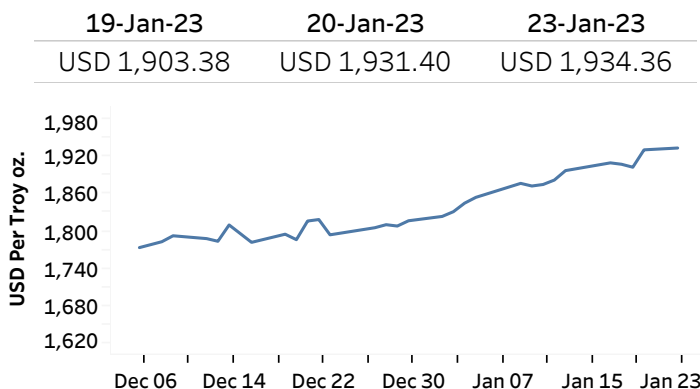
Rs. Per Unit	TT Buying	TT Selling
USD	360.5496	371.3845
GBP	446.1665	463.0862
EUR	390.3622	406.2300
JPY	2.7707	2.8856

Middle Rate of the USD/LKR Spot Exchange Rate



Source: Central Bank of Sri Lanka

Gold Price



Source: Reuters

Money Market

Policy Rates: SDF Rate: 14.50% SLF Rate: 15.50% SRR: 4.00%

Overnight Money Market

	20-Jan-23	23-Jan-23
Average Weighted Call Money Rate (AWCMR)	15.48	15.40
Average Weighted Repo Rate (AWRR)	15.50	15.50
Overnight Liquidity (Rs. bn)	136.91	6.73

Yield Rates of T-Bills

	Yield Rates (%)	
	Primary Market	Secondary Market
91 Day	30.08	30.22
182 Day	29.07	31.33
364 Day	28.25	28.83

Source: Central Bank of Sri Lanka

Share Market

23-Jan-23

ASPI	▲	8,990.79
S&P SL20	▲	2,818.94

Daily Turnover

Rs. 2,090.67 mn

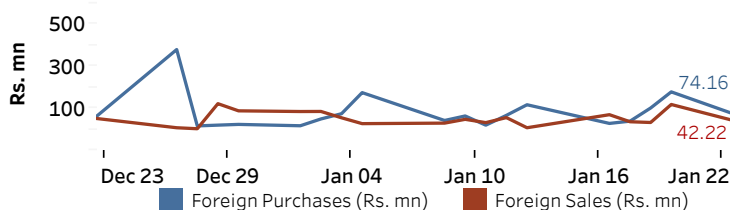
Market Capitalisation

Rs. 3,926.35 bn

PE Ratio

5.1

Foreign Purchases and Sales

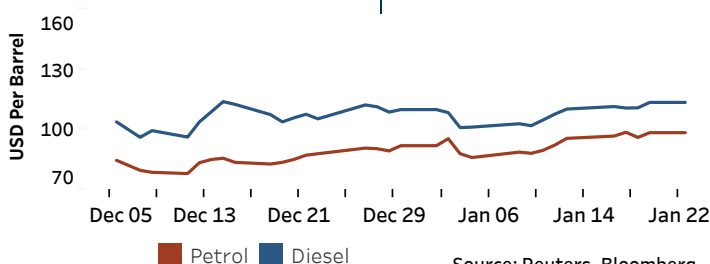


Source: Colombo Stock Exchange

Energy

Petroleum Products (USD per Barrel)

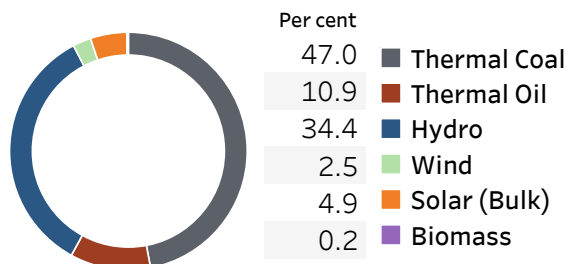
Crude Oil			Refined (Singapore Platts)		
24-Jan-23 *	20-Jan-23		23-Jan-23		
Brent	WTI	OPEC	Petrol	Diesel	Kerosene
88.19	81.61	84.90	98.40	113.50	120.90



Source: Reuters, Bloomberg

Electricity Generation

	22-Jan-23	23-Jan-23
Total Energy (GWh)	34.17	40.46
Peak Demand (MW)	1,573.20	1,813.80



Source: Ceylon Electricity Board