

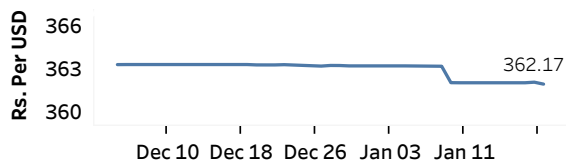


Real GDP: 2022 Q3 -11.8% NCPI Y-o-Y Change: November 65.0% CCPI Y-o-Y Change: December 57.2%

Exchange Rates

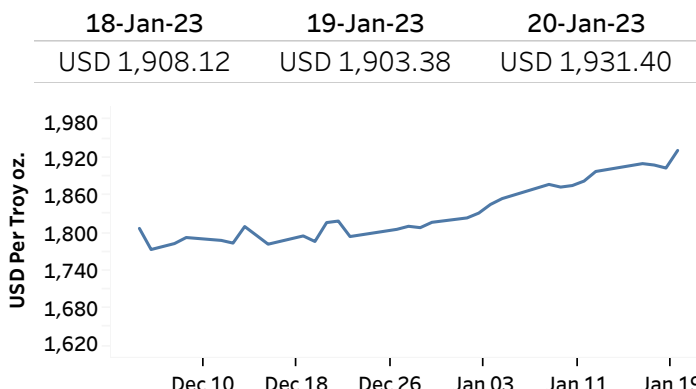
Rs. Per Unit	TT Buying	TT Selling
USD	360.5513	371.3915
GBP	444.5792	461.4720
EUR	388.4914	404.1311
JPY	2.7819	2.8958

Middle Rate of the USD/LKR Spot Exchange Rate



Source: Central Bank of Sri Lanka

Gold Price



Source: Reuters

Money Market

Policy Rates: SDF Rate: 14.50% SLF Rate: 15.50% SRR: 4.00%

Overnight Money Market

	19-Jan-23	20-Jan-23
Average Weighted Call Money Rate (AWCMR)	15.41	15.48
Average Weighted Repo Rate (AWRR)	15.50	15.50
Overnight Liquidity (Rs. bn)	-134.06	136.91

Yield Rates of T-Bills

	Yield Rates (%)	
	Primary Market	Secondary Market
91 Day	13-Jan-23	19-Jan-23
	31.15	30.22
	182 Day	31.37
364 Day	29.04	28.83

Source: Central Bank of Sri Lanka

Share Market

20-Jan-23

ASPI	▲	8,718.15
S&P SL20	▲	2,724.22

Daily Turnover

Rs. 2,244.09 mn

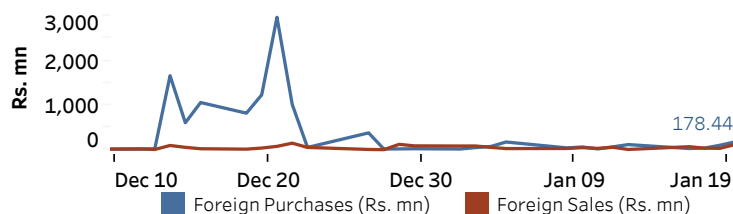
Market Capitalisation

Rs. 3,844.66 bn

PE Ratio

4.9

Foreign Purchases and Sales

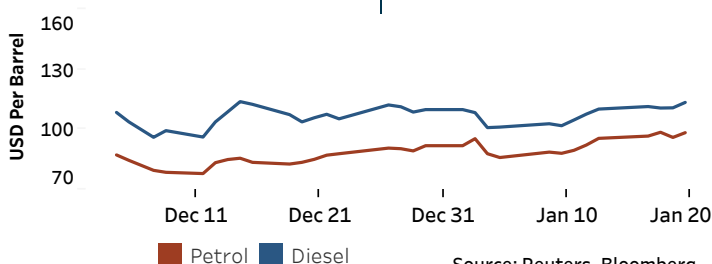


Source: Colombo Stock Exchange

Energy

Petroleum Products (USD per Barrel)

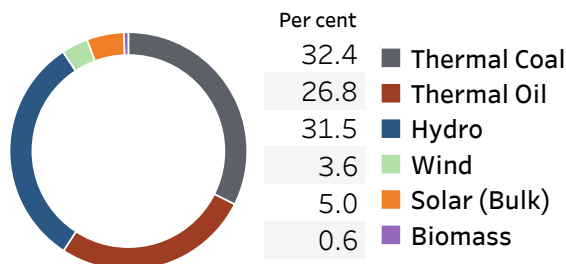
Crude Oil			Refined (Singapore Platts)		
23-Jan-23 *	19-Jan-23		20-Jan-23		
Brent	WTI	OPEC	Petrol	Diesel	Kerosene
87.21	81.28	82.60	98.40	113.50	120.90



Source: Reuters, Bloomberg

Electricity Generation

	19-Jan-23	20-Jan-23
Total Energy (GWh)	40.40	40.16
Peak Demand (MW)	1,826.30	1,789.70



Source: Ceylon Electricity Board