

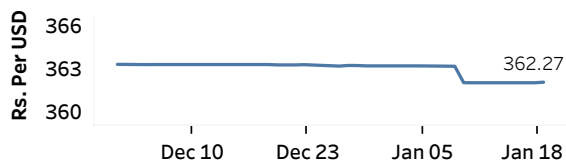


Real GDP: 2022 Q3 -11.8% NCPI Y-o-Y Change: November 65.0% CCPI Y-o-Y Change: December 57.2%

Exchange Rates

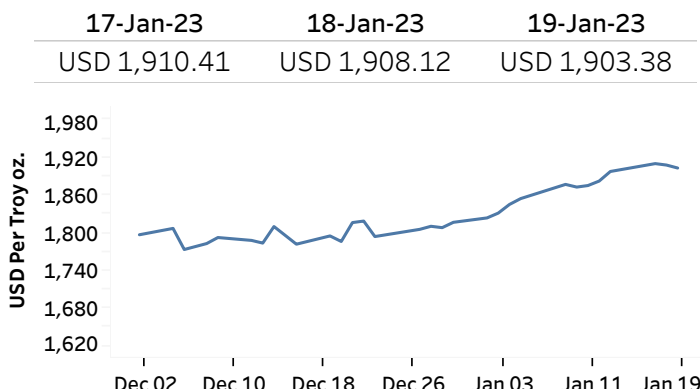
Rs. Per Unit	TT Buying	TT Selling
USD	360.5572	371.3916
GBP	442.5725	459.4125
EUR	386.9407	402.5438
JPY	2.7891	2.9032

Middle Rate of the USD/LKR Spot Exchange Rate



Source: Central Bank of Sri Lanka

Gold Price



Source: Reuters

Money Market

Policy Rates: SDF Rate: 14.50% SLF Rate: 15.50% SRR: 4.00%

Overnight Money Market

	18-Jan-23	19-Jan-23
Average Weighted Call Money Rate (AWCMR)	15.47	15.41
Average Weighted Repo Rate (AWRR)	15.50	15.50
Overnight Liquidity (Rs. bn)	-124.51	-134.06

Yield Rates of T-Bills

	Yield Rates (%)	
	Primary Market	Secondary Market
91 Day	13-Jan-23	18-Jan-23
	31.15	30.22
	182 Day	31.37
364 Day	29.04	28.83

Source: Central Bank of Sri Lanka

Share Market

19-Jan-23

ASPI	▲	8,484.92
S&P SL20	▲	2,635.77

Daily Turnover

Rs. 1,857.50 mn

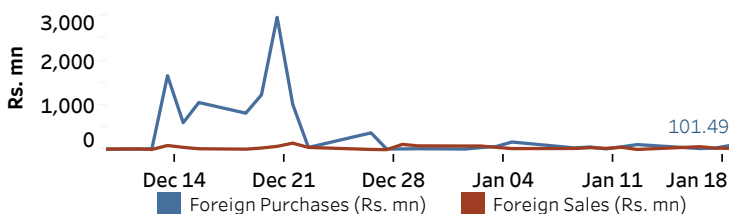
Market Capitalisation

Rs. 3,763.39 bn

PE Ratio

4.8

Foreign Purchases and Sales

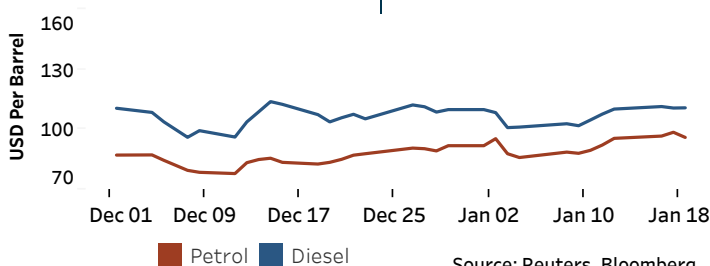


Source: Colombo Stock Exchange

Energy

Petroleum Products (USD per Barrel)

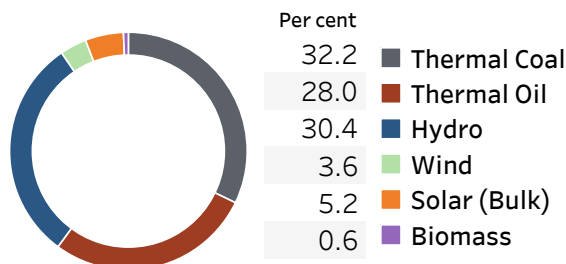
Crude Oil			Refined (Singapore Platts)		
20-Jan-23 *	18-Jan-23		19-Jan-23		
Brent	WTI	OPEC	Petrol	Diesel	Kerosene
86.57	80.83	84.62	96.02	110.79	117.79



Source: Reuters, Bloomberg

Electricity Generation

	18-Jan-23	19-Jan-23
Total Energy (GWh)	40.99	40.40
Peak Demand (MW)	1,801.20	1,826.30



Source: Ceylon Electricity Board