

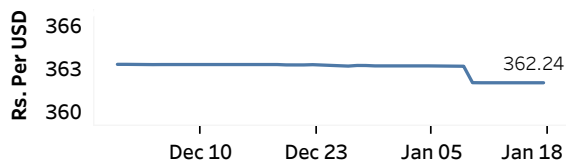


Real GDP: 2022 Q3 -11.8% NCPI Y-o-Y Change: November 65.0% CCPI Y-o-Y Change: December 57.2%

Exchange Rates

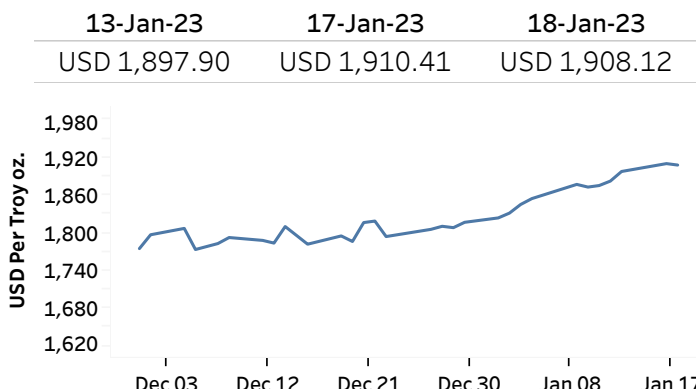
Rs. Per Unit	TT Buying	TT Selling
USD	360.4102	371.4781
GBP	440.5771	457.1227
EUR	386.5919	402.1845
JPY	2.7435	2.8619

Middle Rate of the USD/LKR Spot Exchange Rate



Source: Central Bank of Sri Lanka

Gold Price



Source: Reuters

Money Market

Policy Rates: SDF Rate: 14.50% SLF Rate: 15.50% Bank Rate: 30.22% SRR: 4.00%

Overnight Money Market

	17-Jan-23	18-Jan-23
Average Weighted Call Money Rate (AWCMR)	15.50	15.47
Average Weighted Repo Rate (AWRR)	15.22	15.50
Overnight Liquidity (Rs. bn)	156.87	-124.51

Yield Rates of T-Bills

	Yield Rates (%)	
	Primary Market	Secondary Market
91 Day	13-Jan-23	17-Jan-23
	31.15	30.17
	182 Day	31.37
364 Day	29.04	28.70

Source: Central Bank of Sri Lanka

Share Market

18-Jan-23

ASPI	▲	8,386.27
S&P SL20	▼	2,607.38

Daily Turnover

Rs.1,399.42 mn

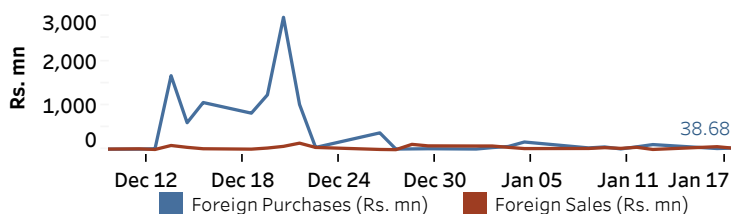
Market Capitalisation

Rs. 3,736.78 bn

PE Ratio

4.8

Foreign Purchases and Sales

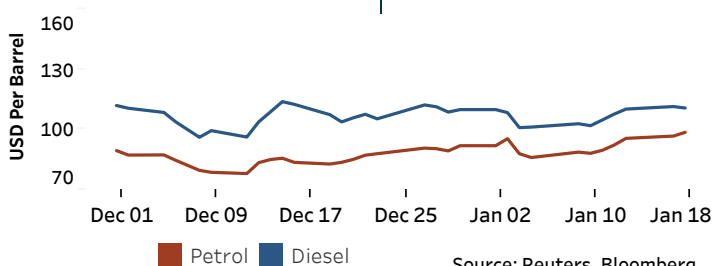


Source: Colombo Stock Exchange

Energy

Petroleum Products (USD per Barrel)

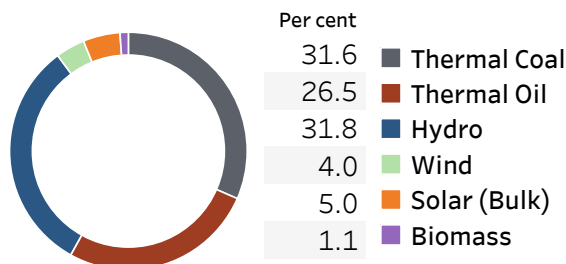
Crude Oil			Refined (Singapore Platts)		
19-Jan-23 *		17-Jan-23	18-Jan-23		
Brent	WTI	OPEC	Petrol	Diesel	Kerosene
84.18	78.61	83.30	98.60	110.69	117.41



Source: Reuters, Bloomberg

Electricity Generation

	17-Jan-23	18-Jan-23
Total Energy (GWh)	40.64	40.99
Peak Demand (MW)	1,718.10	1,801.20



Source: Ceylon Electricity Board