

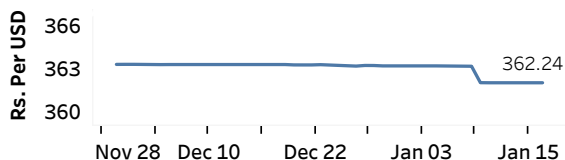


Real GDP: 2022 Q3 -11.8% NCPI Y-o-Y Change: November 65.0% CCPI Y-o-Y Change: December 57.2%

Exchange Rates

Rs. Per Unit	TT Buying	TT Selling
USD	360.4102	371.4781
GBP	437.4330	454.1136
EUR	387.9146	403.5501
JPY	2.7798	2.8935

Middle Rate of the USD/LKR Spot Exchange Rate



Source: Central Bank of Sri Lanka

Gold Price



Source: Reuters

Money Market

Policy Rates: SDF Rate: 14.50% SLF Rate: 15.50% Bank Rate: 30.22% SRR: 4.00%

Overnight Money Market

	13-Jan-23	17-Jan-23
Average Weighted Call Money Rate (AWCMR)	15.43	15.50
Average Weighted Repo Rate (AWRR)	15.50	15.22
Overnight Liquidity (Rs. bn)	117.04	156.87

Yield Rates of T-Bills

	Yield Rates (%)	
	Primary Market	Secondary Market
91 Day	13-Jan-23	13-Jan-23
	31.15	30.39
	182 Day	31.37
364 Day		29.04

Source: Central Bank of Sri Lanka

Share Market

17-Jan-23

ASPI	▲	8,376.30
S&P SL20	▲	2,607.51

Daily Turnover

Rs.1,246.20 mn

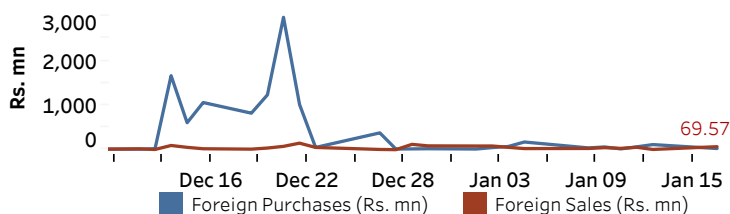
Market Capitalisation

Rs. 3,748.67 bn

PE Ratio

4.8

Foreign Purchases and Sales

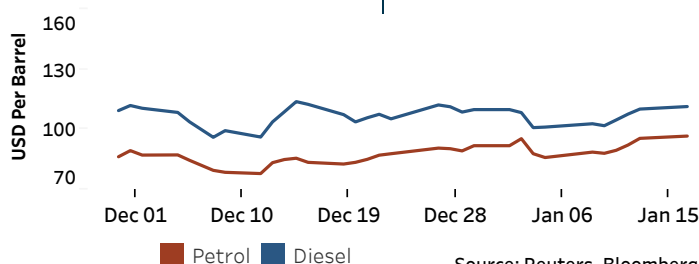


Source: Colombo Stock Exchange

Energy

Petroleum Products (USD per Barrel)

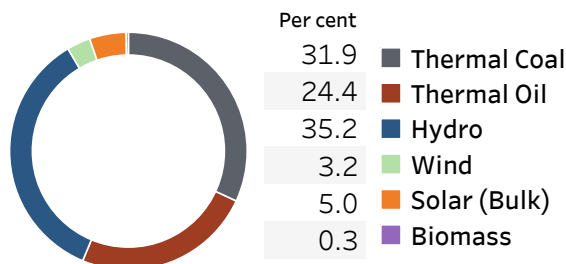
Crude Oil			Refined (Singapore Platts)		
18-Jan-23 *	13-Jan-23	17-Jan-23	Petrol	Diesel	Kerosene
Brent	WTI	OPEC	96.70	111.43	117.71
86.42	80.76	81.86			



Source: Reuters, Bloomberg

Electricity Generation

	16-Jan-23	17-Jan-23
Total Energy (GWh)	38.58	40.64
Peak Demand (MW)	1,646.40	1,718.10



Source: Ceylon Electricity Board