

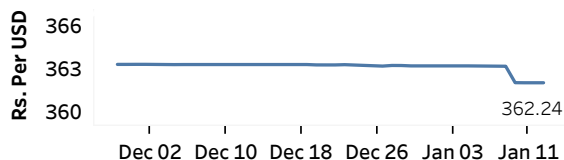


Real GDP: 2022 Q3 -11.8% NCPI Y-o-Y Change: November 65.0% CCPI Y-o-Y Change: December 57.2%

Exchange Rates

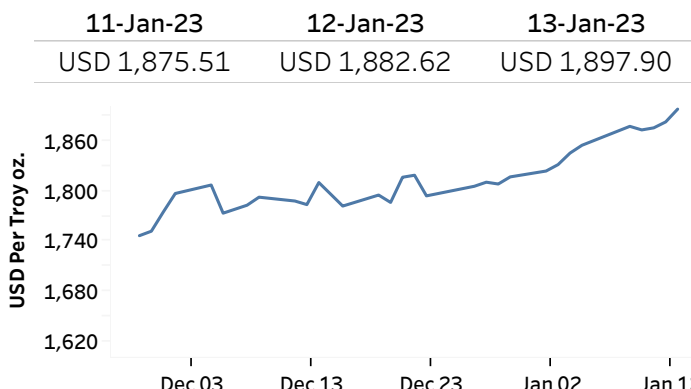
Rs. Per Unit	TT Buying	TT Selling
USD	360.3991	371.4665
GBP	437.9691	454.6509
EUR	388.7853	404.4347
JPY	2.7744	2.8879

Middle Rate of the USD/LKR Spot Exchange Rate



Source: Central Bank of Sri Lanka

Gold Price



Source: Reuters

Money Market

Policy Rates: SDF Rate: 14.50% SLF Rate: 15.50% Bank Rate: 30.22% SRR: 4.00%

Overnight Money Market

	12-Jan-23	13-Jan-23
Average Weighted Call Money Rate (AWCMR)	15.50	15.43
Average Weighted Repo Rate (AWRR)	15.50	15.50
Overnight Liquidity (Rs. bn)	57.43	117.04

Yield Rates of T-Bills

	Yield Rates (%)	
	Primary Market	Secondary Market
91 Day	09-Jan-23	12-Jan-23
	32.01	33.02
	182 Day	29.94
364 Day	29.16	29.04

Source: Central Bank of Sri Lanka

Share Market

13-Jan-23

ASPI	▼	8,262.58
S&P SL20	▼	2,528.08

Daily Turnover

Rs.1,505.30 mn

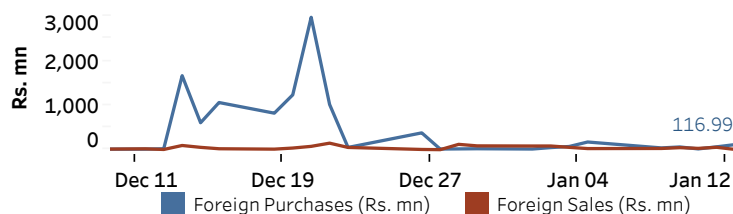
Market Capitalisation

Rs. 3,680.16 bn

PE Ratio

4.7

Foreign Purchases and Sales

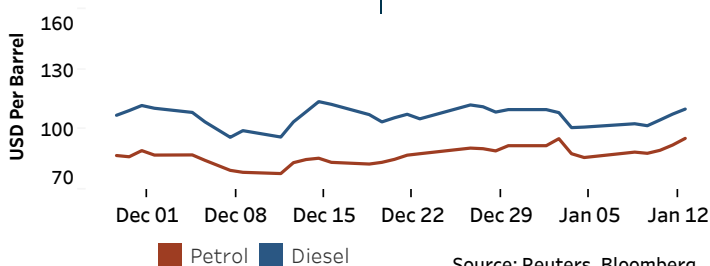


Source: Colombo Stock Exchange

Energy

Petroleum Products (USD per Barrel)

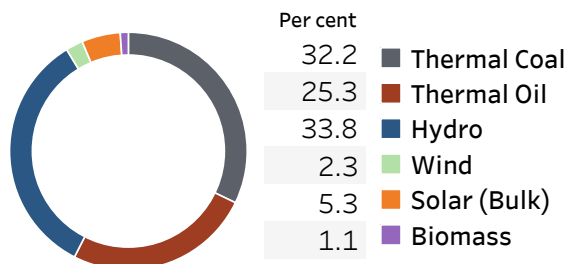
Crude Oil			Refined (Singapore Platts)		
17-Jan-23 *	13-Jan-23		13-Jan-23		
Brent	WTI	OPEC	Petrol	Diesel	Kerosene
84.14	78.78	81.86	95.56	110.17	115.68



Source: Reuters, Bloomberg

Electricity Generation

	12-Jan-23	13-Jan-23
Total Energy (GWh)	40.56	40.48
Peak Demand (MW)	1,936.70	1,885.00



Source: Ceylon Electricity Board