

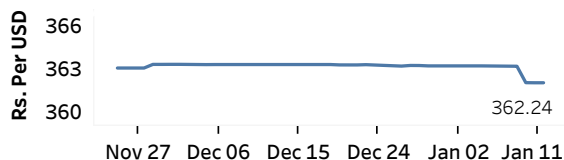


Real GDP: 2022 Q3 -11.8% NCPI Y-o-Y Change: November 65.0% CCPI Y-o-Y Change: December 57.2%

Exchange Rates

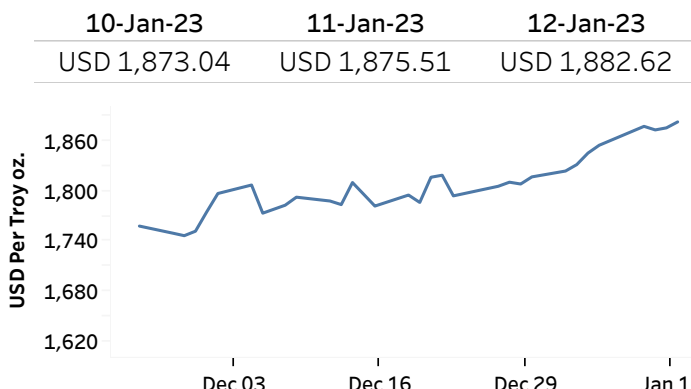
Rs. Per Unit	TT Buying	TT Selling
USD	360.3935	371.4609
GBP	436.5548	453.2200
EUR	386.0419	401.6155
JPY	2.7210	2.8326

Middle Rate of the USD/LKR Spot Exchange Rate



Source: Central Bank of Sri Lanka

Gold Price



Source: Reuters

Money Market

Policy Rates: SDF Rate: 14.50% SLF Rate: 15.50% Bank Rate: 30.22% SRR: 4.00%

Overnight Money Market

	11-Jan-23	12-Jan-23
Average Weighted Call Money Rate (AWCMR)	15.50	15.50
Average Weighted Repo Rate (AWRR)	15.50	15.50
Overnight Liquidity (Rs. bn)	-9.23	57.43

Yield Rates of T-Bills

	Yield Rates (%)	
	Primary Market	Secondary Market
91 Day	09-Jan-23	11-Jan-23
	32.01	33.02
	182 Day	29.94
364 Day	29.16	29.04

Source: Central Bank of Sri Lanka

Share Market

12-Jan-23

ASPI	▼	8,334.05
S&P SL20	▼	2,549.92

Daily Turnover

Rs.1,949.44 mn

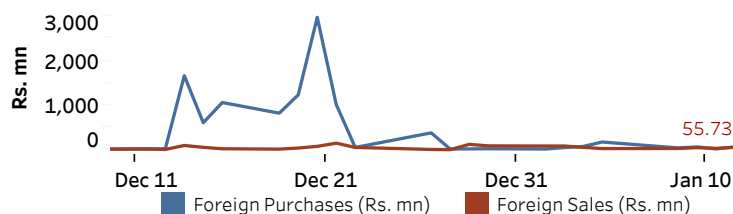
Market Capitalisation

Rs. 3,719.04 bn

PE Ratio

4.8

Foreign Purchases and Sales

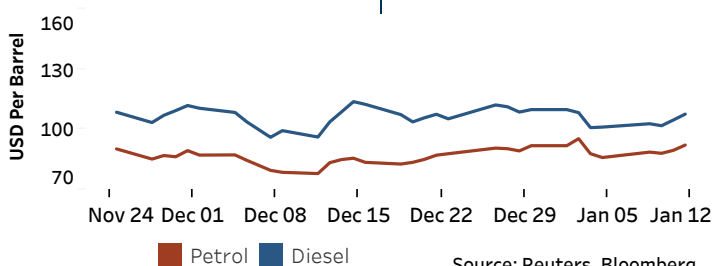


Source: Colombo Stock Exchange

Energy

Petroleum Products (USD per Barrel)

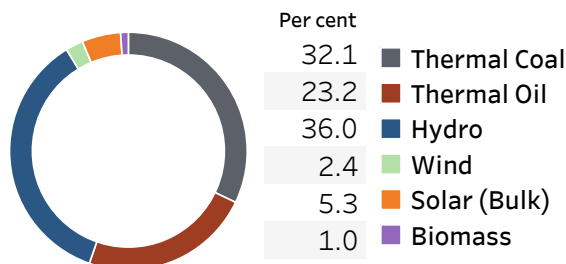
Crude Oil			Refined (Singapore Platts)		
13-Jan-23 *		11-Jan-23	12-Jan-23		
Brent	WTI	OPEC	Petrol	Diesel	Kerosene
83.88	78.35	78.23	92.23	107.66	112.55



Source: Reuters, Bloomberg

Electricity Generation

	11-Jan-23	12-Jan-23
Total Energy (GWh)	40.50	40.56
Peak Demand (MW)	1,918.70	1,936.70



Source: Ceylon Electricity Board