

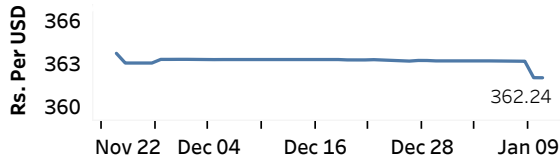


Real GDP: 2022 Q3 -11.8% NCPI Y-o-Y Change: November 65.0% CCPI Y-o-Y Change: December 57.2%

Exchange Rates

Rs. Per Unit	TT Buying	TT Selling
USD	360.4722	371.3646
GBP	436.2584	452.9394
EUR	384.8194	400.3741
JPY	2.7048	2.8159

Middle Rate of the USD/LKR Spot Exchange Rate



Source: Central Bank of Sri Lanka

Gold Price



Source: Reuters

Money Market

Policy Rates: SDF Rate: 14.50% SLF Rate: 15.50% Bank Rate: 30.22% SRR: 4.00%

Overnight Money Market

	10-Jan-23	11-Jan-23
Average Weighted Call Money Rate (AWCMR)	15.50	15.50
Average Weighted Repo Rate (AWRR)	15.50	15.50
Overnight Liquidity (Rs. bn)	-112.91	-9.23

Yield Rates of T-Bills

	Yield Rates (%)	
	Primary Market	Secondary Market
91 Day	09-Jan-23	10-Jan-23
	32.01	33.02
	182 Day	32.02
364 Day	29.16	29.04

Source: Central Bank of Sri Lanka

Share Market

11-Jan-23

ASPI	▲	8,380.87
S&P SL20	▼	2,560.95

Daily Turnover

Rs.1,328.29 mn

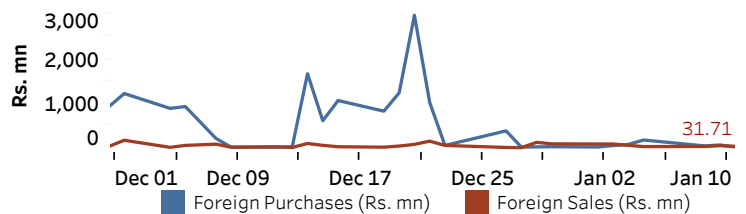
Market Capitalisation

Rs. 3,745.15 bn

PE Ratio

4.8

Foreign Purchases and Sales

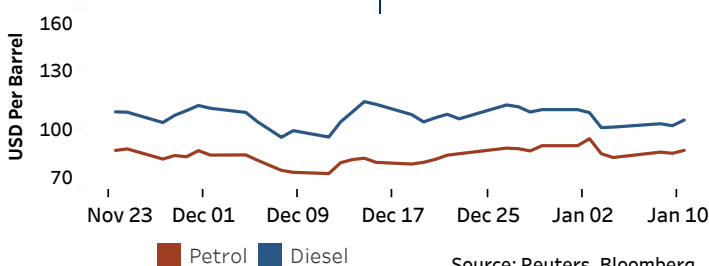


Source: Colombo Stock Exchange

Energy

Petroleum Products (USD per Barrel)

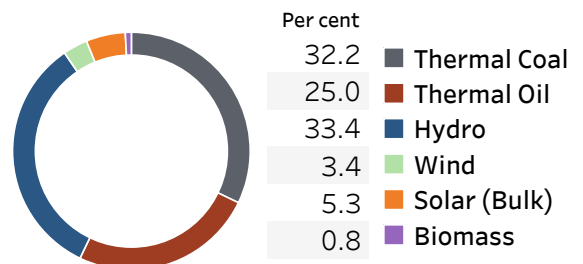
Crude Oil			Refined (Singapore Platts)		
12-Jan-23 *		10-Jan-23	11-Jan-23		
Brent	WTI	OPEC	Petrol	Diesel	Kerosene
82.67	77.58	77.00	89.60	104.73	110.06



Source: Reuters, Bloomberg

Electricity Generation

	10-Jan-23	11-Jan-23
Total Energy (GWh)	40.84	40.50
Peak Demand (MW)	1,908.90	1,918.70



Source: Ceylon Electricity Board