

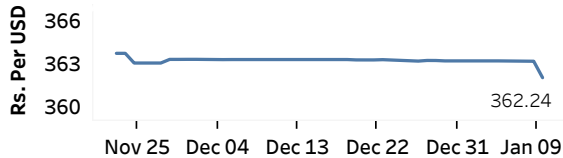


Real GDP: 2022 Q3 -11.8% NCPI Y-o-Y Change: November 65.0% CCPI Y-o-Y Change: December 57.2%

Exchange Rates

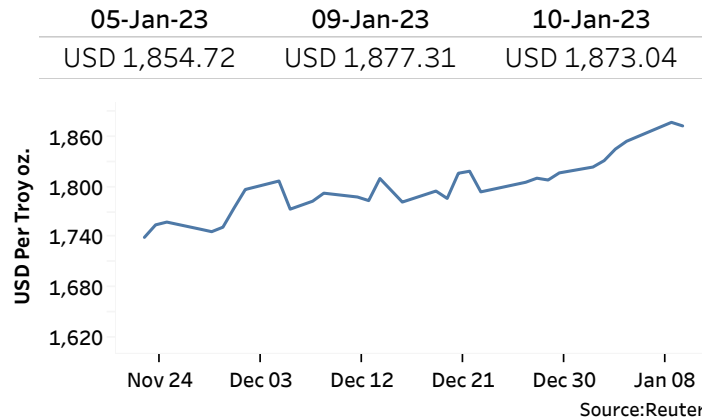
Rs. Per Unit	TT Buying	TT Selling
USD	360.0599	371.3989
GBP	436.7315	453.5308
EUR	384.6369	400.3027
JPY	2.7195	2.8319

Middle Rate of the USD/LKR Spot Exchange Rate



Source: Central Bank of Sri Lanka

Gold Price



Source: Reuters

Money Market

Policy Rates: SDF Rate: 14.50% SLF Rate: 15.50% Bank Rate: 30.22% SRR: 4.00%

Overnight Money Market

	09-Jan-23	10-Jan-23
Average Weighted Call Money Rate (AWCMR)	15.50	15.50
Average Weighted Repo Rate (AWRR)	15.50	15.50
Overnight Liquidity (Rs. bn)	-155.85	-112.91

Yield Rates of T-Bills

	Yield Rates (%)	
	Primary Market	Secondary Market
91 Day	32.01	33.02
182 Day	32.02	31.55
364 Day	29.16	29.07

Source: Central Bank of Sri Lanka

Share Market

10-Jan-23

ASPI	▼	8,367.69
S&P SL20	▼	2,565.33

Daily Turnover

Rs.1,835.35 mn

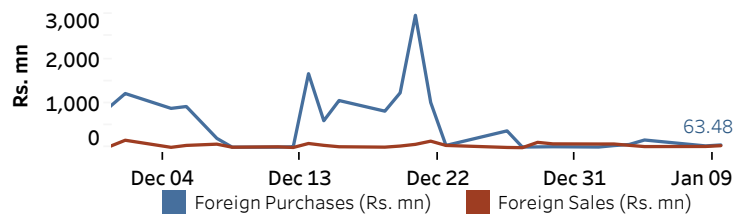
Market Capitalisation

Rs. 3,744.11 bn

PE Ratio

4.8

Foreign Purchases and Sales

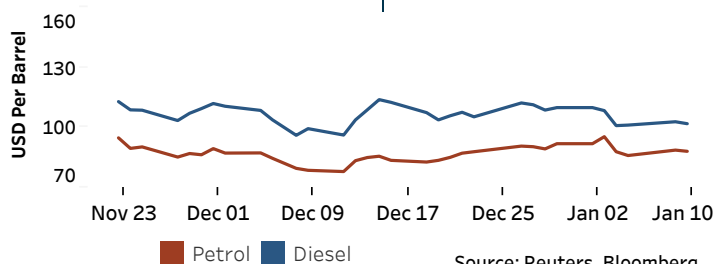


Source: Colombo Stock Exchange

Energy

Petroleum Products (USD per Barrel)

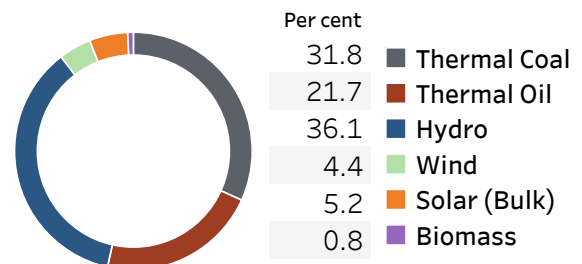
Crude Oil			Refined (Singapore Platts)		
11-Jan-23 *		09-Jan-23	10-Jan-23		
Brent	WTI	OPEC	Petrol	Diesel	Kerosene
79.60	74.64	77.57	88.10	101.87	108.58



Source: Reuters, Bloomberg

Electricity Generation

	09-Jan-23	10-Jan-23
Total Energy (GWh)	39.54	40.84
Peak Demand (MW)	1,866.70	1,908.90



Source: Ceylon Electricity Board