

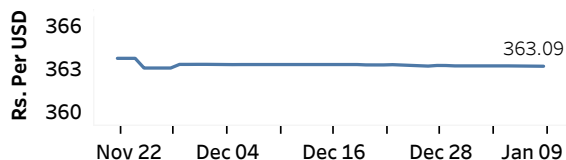


Real GDP: 2022 Q3 -11.8%    NCPI Y-o-Y Change: November 65.0%    CCPI Y-o-Y Change: December 57.2%

## Exchange Rates

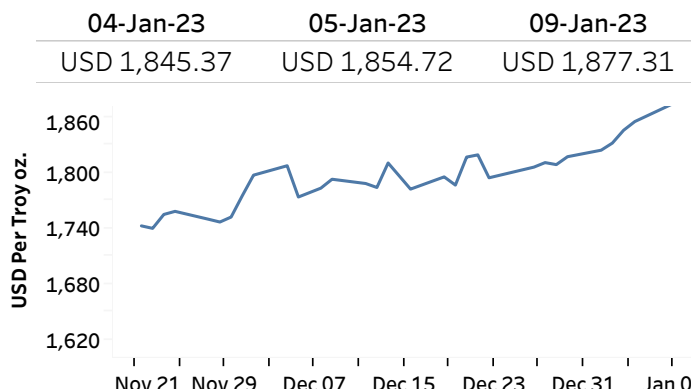
Rs. Per Unit	TT Buying	TT Selling
USD	359.9474	371.5491
GBP	435.6060	452.3649
EUR	382.8705	398.4584
JPY	2.7262	2.8387

### Middle Rate of the USD/LKR Spot Exchange Rate



Source: Central Bank of Sri Lanka

## Gold Price



Source: Reuters

## Money Market

Policy Rates: SDF Rate: 14.50%    SLF Rate: 15.50%    Bank Rate: 30.22%    SRR: 4.00%

### Overnight Money Market

	05-Jan-23	09-Jan-23
Average Weighted Call Money Rate (AWCMR)	15.50	15.50
Average Weighted Repo Rate (AWRR)	15.50	15.50
Overnight Liquidity (Rs. bn)	-191.19	-155.85

### Yield Rates of T-Bills

	Yield Rates (%)	
	Primary Market (30-Dec-22)	Secondary Market (05-Jan-23)
91 Day	32.64	33.02
182 Day	32.20	32.22
364 Day	29.27	29.07

Source: Central Bank of Sri Lanka

## Share Market

09-Jan-23

ASPI	▼	8,380.60
S&P SL20	▼	2,580.87

### Daily Turnover

Rs. 2,387.04 mn

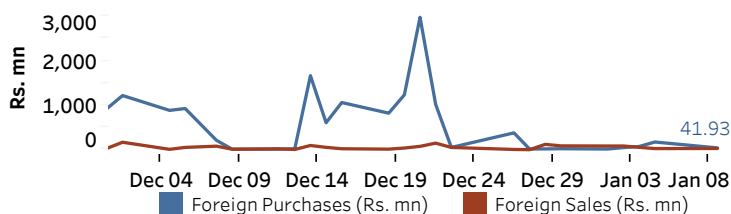
### Market Capitalisation

Rs. 3,775.18 bn

### PE Ratio

4.9

### Foreign Purchases and Sales

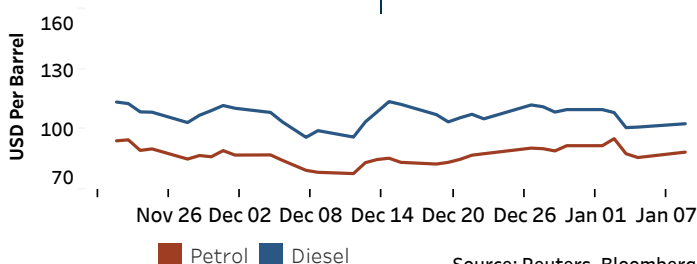


Source: Colombo Stock Exchange

## Energy

### Petroleum Products (USD per Barrel)

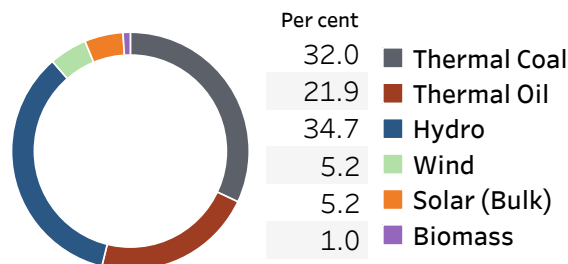
Crude Oil			Refined (Singapore Platts)		
10-Jan-23 *	05-Jan-23		09-Jan-23		
Brent	WTI	OPEC	Petrol	Diesel	Kerosene
79.41	74.50	75.79	88.70	102.85	109.82



Source: Reuters, Bloomberg

### Electricity Generation

	08-Jan-23	09-Jan-23
Total Energy (GWh)	33.61	39.54
Peak Demand (MW)	1,598.50	1,866.70



Source: Ceylon Electricity Board