

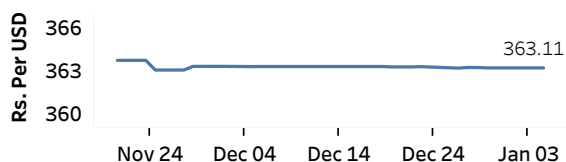


Real GDP: 2022 Q3 -11.8% NCPI Y-o-Y Change: November 65.0% CCPI Y-o-Y Change: December 57.2%

Exchange Rates

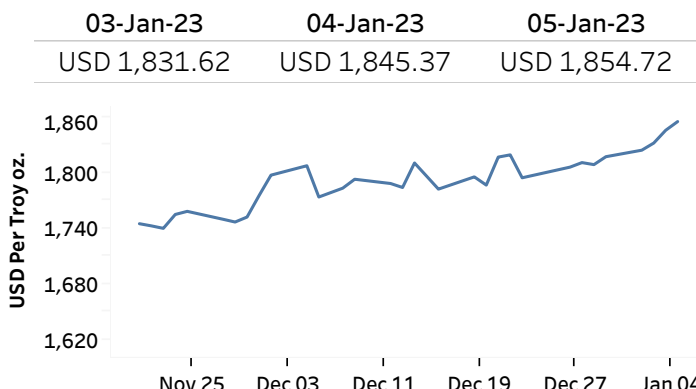
Rs. Per Unit	TT Buying	TT Selling
USD	359.9741	371.5724
GBP	432.7931	449.4365
EUR	380.8715	396.3997
JPY	2.7158	2.8268

Middle Rate of the USD/LKR Spot Exchange Rate



Source: Central Bank of Sri Lanka

Gold Price



Source: Reuters

Money Market

Policy Rates: SDF Rate: 14.50% SLF Rate: 15.50% Bank Rate: 30.22% SRR: 4.00%

Overnight Money Market

	04-Jan-23	05-Jan-23
Average Weighted Call Money Rate (AWCMR)	15.50	15.50
Average Weighted Repo Rate (AWRR)	15.50	15.50
Overnight Liquidity (Rs. bn)	-203.70	-191.19

Yield Rates of T-Bills

	Yield Rates (%)	
	Primary Market (30-Dec-22)	Secondary Market (04-Jan-23)
91 Day	32.64	33.02
182 Day	32.20	32.22
364 Day	29.27	29.40

Source: Central Bank of Sri Lanka

Share Market

05-Jan-23

ASPI	▼	8,424.11
S&P SL20	▼	2,612.94

Daily Turnover

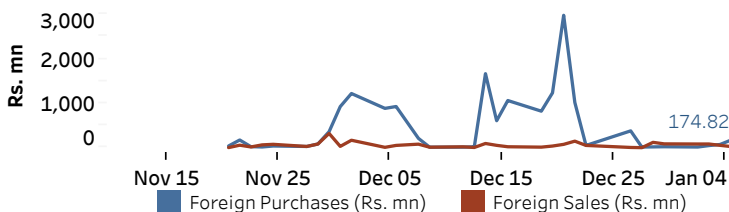
Rs. 2,326.42 mn

Market Capitalisation

Rs. 3,788.29 bn

PE Ratio

4.9

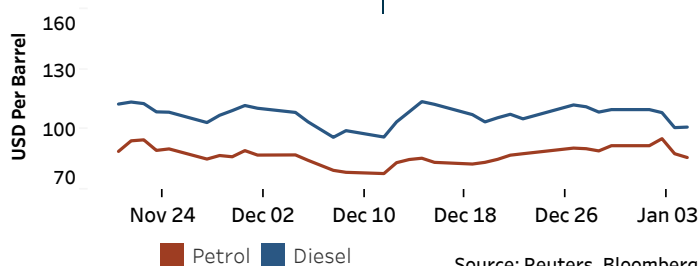


Source: Colombo Stock Exchange

Energy

Petroleum Products (USD per Barrel)

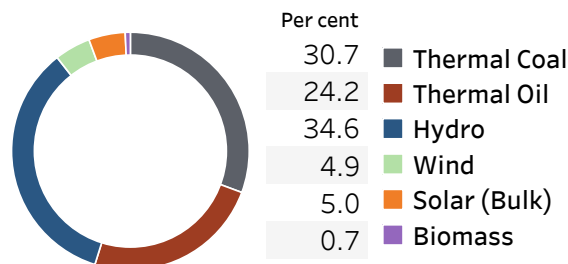
Crude Oil			Refined (Singapore Platts)		
09-Jan-23 *		04-Jan-23	05-Jan-23		
Brent	WTI	OPEC	Petrol	Diesel	Kerosene
79.17	74.22	76.09	86.00	101.18	108.44



Source: Reuters, Bloomberg

Electricity Generation

	04-Jan-23	05-Jan-23
Total Energy (GWh)	41.48	42.34
Peak Demand (MW)	1,902.80	1,899.10



Source: Ceylon Electricity Board