

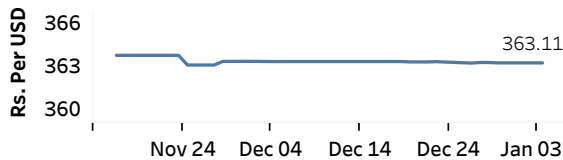


Real GDP: 2022 Q3 -11.8% NCPI Y-o-Y Change: November 65.0% CCPI Y-o-Y Change: December 57.2%

Exchange Rates

Rs. Per Unit	TT Buying	TT Selling
USD	359.9741	371.5724
GBP	430.6238	447.2309
EUR	379.1218	394.5971
JPY	2.7414	2.8544

Middle Rate of the USD/LKR Spot Exchange Rate



Source: Central Bank of Sri Lanka

Gold Price



Source: Reuters

Money Market

Policy Rates: SDF Rate: 14.50% SLF Rate: 15.50% Bank Rate: 30.22% SRR: 4.00%

Overnight Money Market

	03-Jan-23	04-Jan-23
Average Weighted Call Money Rate (AWCMR)	15.50	15.50
Average Weighted Repo Rate (AWRR)	15.50	15.50
Overnight Liquidity (Rs. bn)	-207.40	-203.70

Yield Rates of T-Bills

	Yield Rates (%)	
	Primary Market 30-Dec-22	Secondary Market 03-Jan-23
91 Day	32.64	32.97
182 Day	32.20	32.22
364 Day	29.27	29.40

Source: Central Bank of Sri Lanka

Share Market

04-Jan-23

ASPI	▼	8,463.93
S&P SL20	▼	2,632.96

Daily Turnover

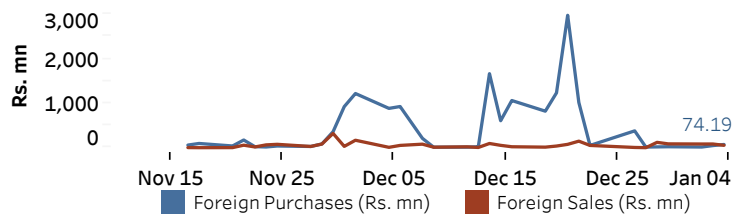
Rs. 2,261.74 mn

Market Capitalisation

Rs. 3,822.65 bn

PE Ratio

4.9

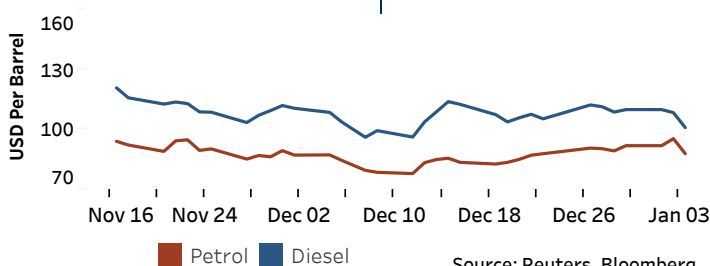


Source: Colombo Stock Exchange

Energy

Petroleum Products (USD per Barrel)

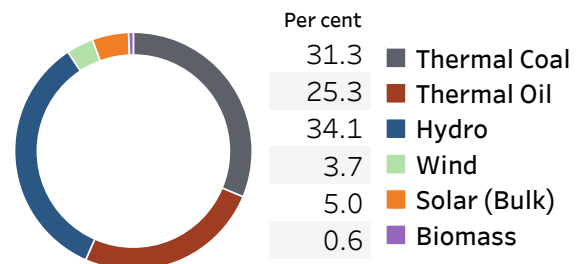
Crude Oil			Refined (Singapore Platts)		
05-Jan-23 *		03-Jan-23	04-Jan-23		
Brent	WTI	OPEC	Petrol	Diesel	Kerosene
78.47	73.62	82.07	87.90	100.92	108.42



Source: Reuters, Bloomberg

Electricity Generation

	03-Jan-23	04-Jan-23
Total Energy (GWh)	36.99	41.48
Peak Demand (MW)	1,878.50	1,902.80



Source: Ceylon Electricity Board