

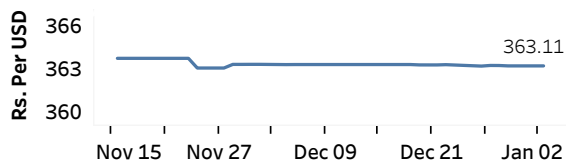


Real GDP: 2022 Q3 -11.8% NCPI Y-o-Y Change: November 65.0% CCPI Y-o-Y Change: December 57.2%

Exchange Rates

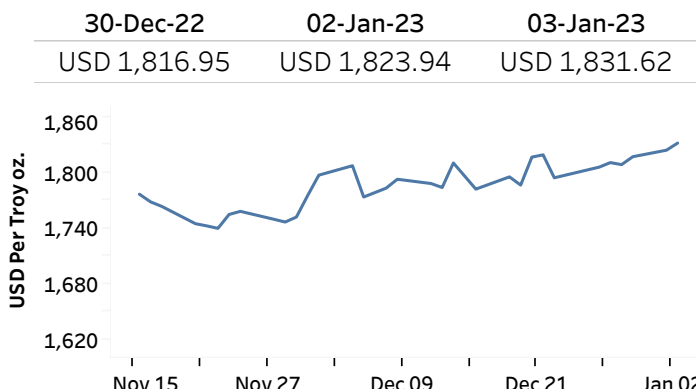
Rs. Per Unit	TT Buying	TT Selling
USD	360.2221	371.5921
GBP	433.5464	450.2503
EUR	382.8269	398.4135
JPY	2.7603	2.8723

Middle Rate of the USD/LKR Spot Exchange Rate



Source: Central Bank of Sri Lanka

Gold Price



Source: Reuters

Money Market

Policy Rates: SDF Rate: 14.50% SLF Rate: 15.50% Bank Rate: 30.22% SRR: 4.00%

Overnight Money Market

	02-Jan-23	03-Jan-23
Average Weighted Call Money Rate (AWCMR)	15.50	15.50
Average Weighted Repo Rate (AWRR)	-	15.50
Overnight Liquidity (Rs. bn)	-205.98	-207.40

Yield Rates of T-Bills

	Yield Rates (%)	
	Primary Market	Secondary Market
	30-Dec-22	02-Jan-23
91 Day	32.64	32.97
182 Day	32.20	32.29
364 Day	29.27	29.50

Source: Central Bank of Sri Lanka

Share Market

03-Jan-23

ASPI	▲	8,511.54
S&P SL20	▲	2,652.68

Daily Turnover

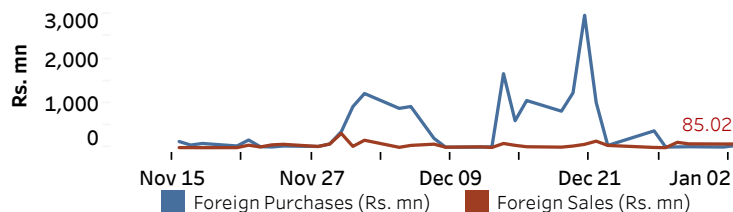
Rs. 2,819.06 mn

Market Capitalisation

Rs. 3,847.81 bn

PE Ratio

5.0

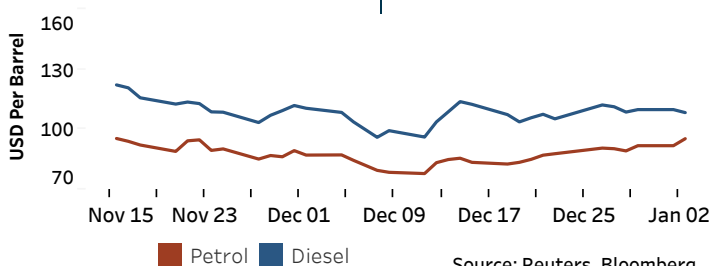


Source: Colombo Stock Exchange

Energy

Petroleum Products (USD per Barrel)

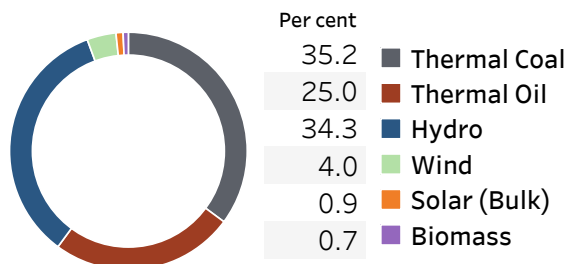
Crude Oil			Refined (Singapore Platts)		
04-Jan-23 *	30-Dec-22		03-Jan-23		
Brent	WTI	OPEC	Petrol	Diesel	Kerosene
82.10	77.06	81.29	95.40	108.40	115.68



Source: Reuters, Bloomberg

Electricity Generation

	02-Jan-23	03-Jan-23
Total Energy (GWh)	34.22	36.99
Peak Demand (MW)	1,775.00	1,878.50



Source: Ceylon Electricity Board