

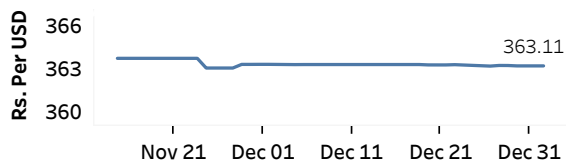


Real GDP: 2022 Q3 -11.8%    NCPI Y-o-Y Change: November 65.0%    CCPI Y-o-Y Change: December 57.2%

## Exchange Rates

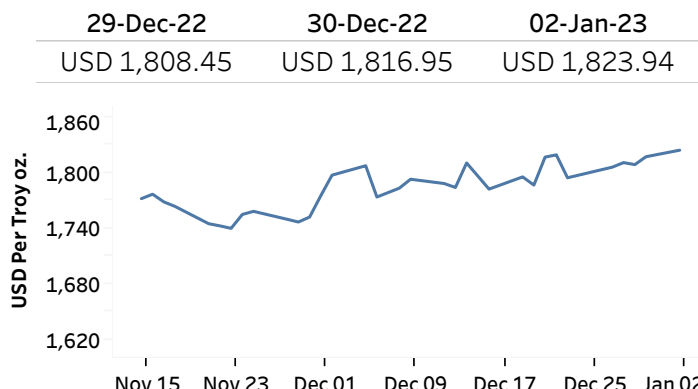
| Rs. Per Unit | TT Buying | TT Selling |
|--------------|-----------|------------|
| USD          | 360.4081  | 371.6068   |
| GBP          | 433.5904  | 450.6623   |
| EUR          | 383.8159  | 399.5679   |
| JPY          | 2.7375    | 2.8494     |

### Middle Rate of the USD/LKR Spot Exchange Rate



Source: Central Bank of Sri Lanka

## Gold Price



Source: Reuters

## Money Market

Policy Rates: SDF Rate: 14.50%    SLF Rate: 15.50%    Bank Rate: 30.22%    SRR: 4.00%

### Overnight Money Market

|  | 30-Dec-22 | 02-Jan-23 |
|--|-----------|-----------|
| Average Weighted Call Money Rate (AWCMR) | 15.50     | 15.50     |
| Average Weighted Repo Rate (AWRR)        | 15.50     | -         |
| Overnight Liquidity (Rs. bn)             | -231.25   | -205.98   |

### Yield Rates of T-Bills

|         | Yield Rates (%) |                  |
|---------|-----------------|------------------|
|         | Primary Market  | Secondary Market |
| 91 Day  | 32.64           | 28.67            |
| 182 Day | 32.20           | 32.06            |
| 364 Day | 29.27           | 29.02            |

Source: Central Bank of Sri Lanka

## Share Market

02-Jan-23

|          |   |          |
|----------|---|----------|
| ASPI     | ▲ | 8,509.60 |
| S&P SL20 | ▲ | 2,640.55 |

### Daily Turnover

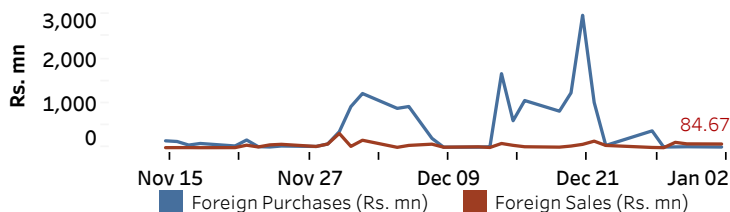
Rs.1,872.85 mn

### Market Capitalisation

Rs. 3,859.74 bn

### PE Ratio

5.0

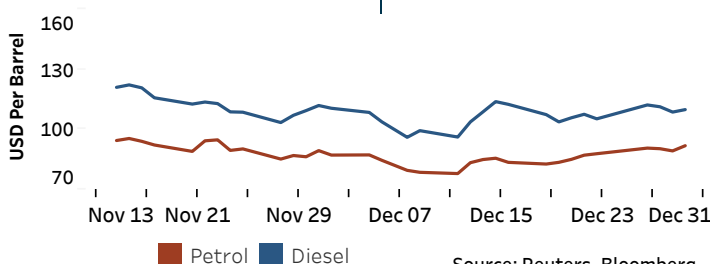


Source: Colombo Stock Exchange

## Energy

### Petroleum Products (USD per Barrel)

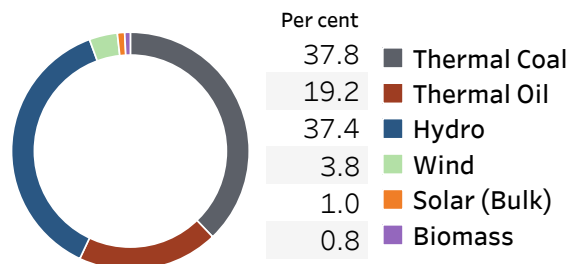
| Crude Oil   |           |       | Refined (Singapore Platts) |        |          |
|-------------|-----------|-------|----------------------------|--------|----------|
| 03-Jan-23 * | 22-Dec-22 |       | 30-Dec-22                  |        |          |
| Brent       | WTI       | OPEC  | Petrol                     | Diesel | Kerosene |
| 85.37       | 79.87     | 81.14 | 91.90                      | 109.91 | 117.89   |



Source: Reuters, Bloomberg

### Electricity Generation

|                    | 01-Jan-23 | 02-Jan-23 |
|--------------------|-----------|-----------|
| Total Energy (GWh) | 30.22     | 34.22     |
| Peak Demand (MW)   | 1,837.80  | 1,775.00  |



Source: Ceylon Electricity Board