

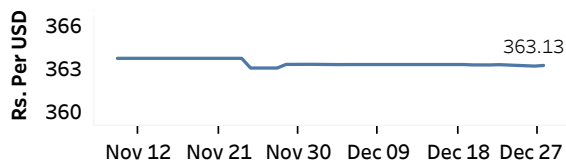


Real GDP: 2022 Q3 -11.8% NCPI Y-o-Y Change: November 65.0% CCPI Y-o-Y Change: November 61.0%

Exchange Rates

Rs. Per Unit	TT Buying	TT Selling
USD	360.4206	371.6168
GBP	431.3707	448.1276
EUR	381.5746	397.2309
JPY	2.6746	2.7850

Middle Rate of the USD/LKR Spot Exchange Rate



Source: Central Bank of Sri Lanka

Gold Price



Source: Reuters

Money Market

Policy Rates: SDF Rate: 14.50% SLF Rate: 15.50% Bank Rate: 30.22% SRR: 4.00%

Overnight Money Market

	27-Dec-22	28-Dec-22
Average Weighted Call Money Rate (AWCMR)	15.50	15.50
Average Weighted Repo Rate (AWRR)	15.50	15.50
Overnight Liquidity (Rs. bn)	-243.08	-220.57

Yield Rates of T-Bills

	Yield Rates (%)	
	Primary Market	Secondary Market
	23-Dec-22	27-Dec-22
91 Day	32.67	28.67
182 Day	32.23	32.04
364 Day	29.30	28.95

Source: Central Bank of Sri Lanka

Share Market

28-Dec-22

ASPI	▼	8,411.42
S&P SL20	▼	2,631.03

Daily Turnover

Rs. 856.06 mn

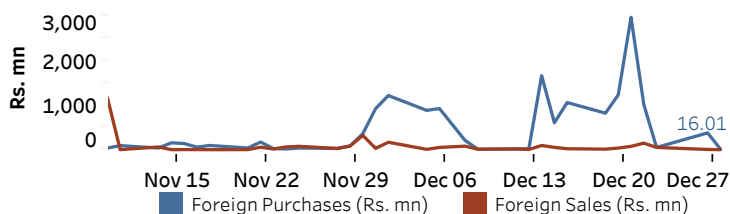
Market Capitalisation

Rs. 3,812.93 bn

PE Ratio

4.9

Foreign Purchases and Sales

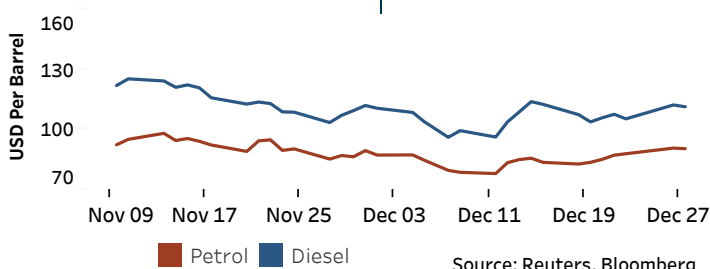


Source: Colombo Stock Exchange

Energy

Petroleum Products (USD per Barrel)

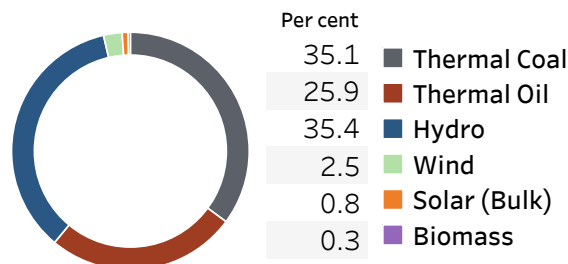
Crude Oil			Refined (Singapore Platts)		
29-Dec-22 *	22-Dec-22		28-Dec-22		
Brent	WTI	OPEC	Petrol	Diesel	Kerosene
82.84	78.58	81.14	90.40	111.32	117.95



Source: Reuters, Bloomberg

Electricity Generation

	27-Dec-22	28-Dec-22
Total Energy (GWh)	34.33	36.53
Peak Demand (MW)	1,811.00	1,844.20



Source: Ceylon Electricity Board