

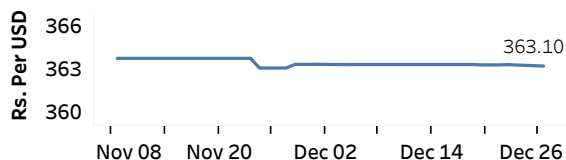


Real GDP: 2022 Q3 -11.8% NCPI Y-o-Y Change: November 65.0% CCPI Y-o-Y Change: November 61.0%

Exchange Rates

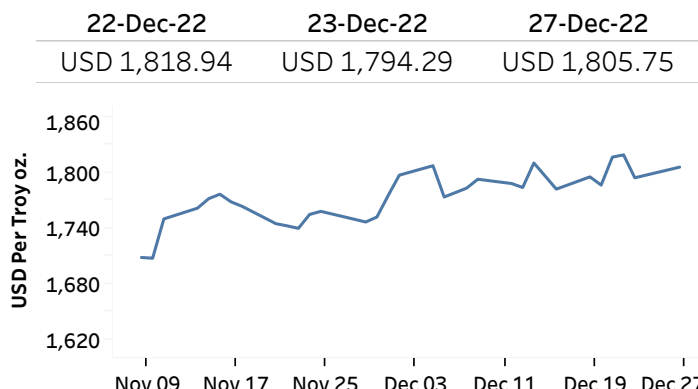
Rs. Per Unit	TT Buying	TT Selling
USD	360.3893	371.5893
GBP	434.0965	450.9530
EUR	381.7599	397.4334
JPY	2.6972	2.8080

Middle Rate of the USD/LKR Spot Exchange Rate



Source: Central Bank of Sri Lanka

Gold Price



Source: Reuters

Money Market

Policy Rates: SDF Rate: 14.50% SLF Rate: 15.50% Bank Rate: 30.22% SRR: 4.00%

Overnight Money Market

	23-Dec-22	27-Dec-22
Average Weighted Call Money Rate (AWCMR)	15.50	15.50
Average Weighted Repo Rate (AWRR)	15.50	15.50
Overnight Liquidity (Rs. bn)	-239.00	-243.08

Yield Rates of T-Bills

	Yield Rates (%)	
	Primary Market	Secondary Market
	23-Dec-22	23-Dec-22
91 Day	32.67	28.67
182 Day	32.23	31.99
364 Day	29.30	29.08

Source: Central Bank of Sri Lanka

Share Market

27-Dec-22

ASPI	▲	8,452.70
S&P SL20	▲	2,655.59

Daily Turnover

Rs.1,320.02 mn

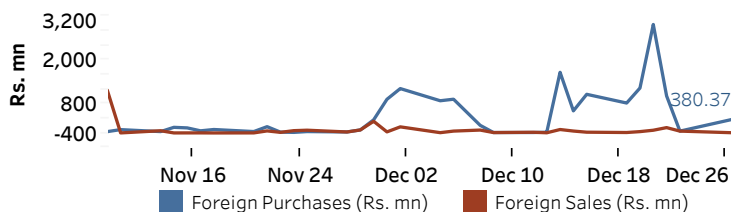
Market Capitalisation

Rs. 3,824.86 bn

PE Ratio

5.0

Foreign Purchases and Sales

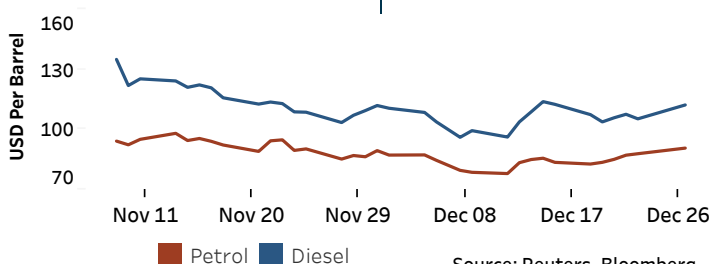


Source: Colombo Stock Exchange

Energy

Petroleum Products (USD per Barrel)

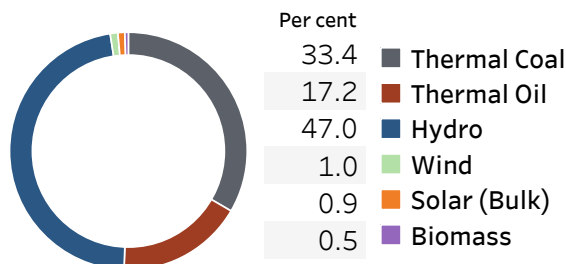
Crude Oil			Refined (Singapore Platts)		
28-Dec-22 *	22-Dec-22		27-Dec-22		
Brent	WTI	OPEC	Petrol	Diesel	Kerosene
84.33	79.74	81.14	90.70	112.23	118.99



Source: Reuters, Bloomberg

Electricity Generation

	26-Dec-22	27-Dec-22
Total Energy (GWh)	31.41	34.33
Peak Demand (MW)	1,932.00	1,811.00



Source: Ceylon Electricity Board