

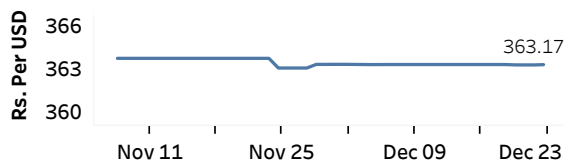


Real GDP: 2022 Q3 -11.8%    NCPI Y-o-Y Change: November 65.0%    CCPI Y-o-Y Change: November 61.0%

## Exchange Rates

Rs. Per Unit	TT Buying	TT Selling
USD	360.8986	371.7819
GBP	432.4519	449.2783
EUR	380.4807	396.1161
JPY	2.7023	2.8134

### Middle Rate of the USD/LKR Spot Exchange Rate



Source: Central Bank of Sri Lanka

## Gold Price



Source: Reuters

## Money Market

Policy Rates: SDF Rate: 14.50%    SLF Rate: 15.50%    Bank Rate: 30.22%    SRR: 4.00%

### Overnight Money Market

	22-Dec-22	23-Dec-22
Average Weighted Call Money Rate (AWCMR)	15.50	15.50
Average Weighted Repo Rate (AWRR)	-	15.50
Overnight Liquidity (Rs. bn)	-231.55	-239.00

### Yield Rates of T-Bills

	Yield Rates (%)	
	Primary Market	Secondary Market
91 Day	16-Dec-22	22-Dec-22
	32.80	28.67
182 Day	16-Dec-22	22-Dec-22
	32.26	31.96
364 Day	16-Dec-22	22-Dec-22
	29.32	29.21

Source: Central Bank of Sri Lanka

## Share Market

23-Dec-22

ASPI	▼	8,379.95
S&P SL20	▼	2,623.70

### Daily Turnover

Rs.1,141.72 mn

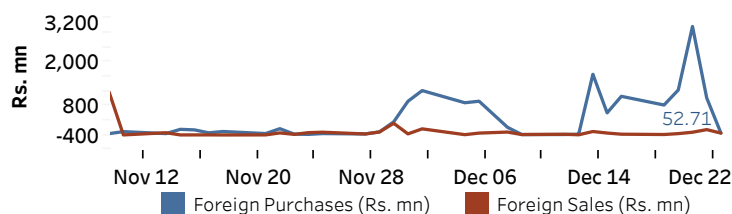
### Market Capitalisation

Rs. 3,795.47 bn

### PE Ratio

4.9

### Foreign Purchases and Sales

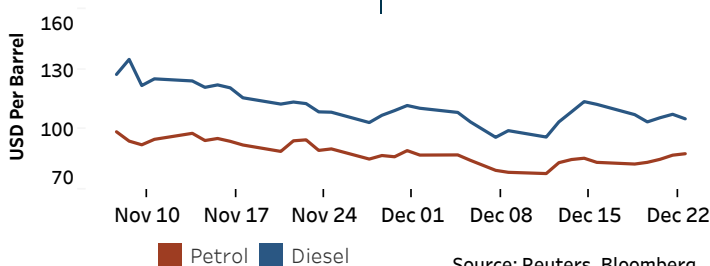


Source: Colombo Stock Exchange

## Energy

### Petroleum Products (USD per Barrel)

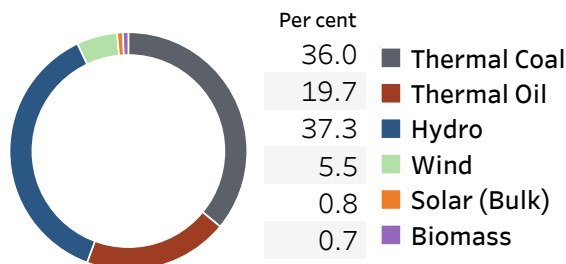
Crude Oil			Refined (Singapore Platts)		
27-Dec-22 *	22-Dec-22		23-Dec-22		
Brent	WTI	OPEC	Petrol	Diesel	Kerosene
84.75	80.48	81.14	87.90	105.30	112.08



Source: Reuters, Bloomberg

### Electricity Generation

	22-Dec-22	23-Dec-22
Total Energy (GWh)	36.20	35.62
Peak Demand (MW)	1,760.70	1,781.40



Source: Ceylon Electricity Board