

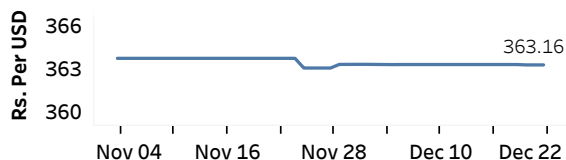


Real GDP: 2022 Q3 -11.8% NCPI Y-o-Y Change: November 65.0% CCPI Y-o-Y Change: November 61.0%

Exchange Rates

Rs. Per Unit	TT Buying	TT Selling
USD	361.0871	371.6613
GBP	435.0608	451.9600
EUR	381.3069	396.9651
JPY	2.7194	2.8321

Middle Rate of the USD/LKR Spot Exchange Rate



Source: Central Bank of Sri Lanka

Gold Price



Source: Reuters

Money Market

Policy Rates: SDF Rate: 14.50% SLF Rate: 15.50% Bank Rate: 30.22% SRR: 4.00%

Overnight Money Market

	21-Dec-22	22-Dec-22
Average Weighted Call Money Rate (AWCMR)	15.50	15.50
Average Weighted Repo Rate (AWRR)	15.50	-
Overnight Liquidity (Rs. bn)	-224.00	-231.55

Yield Rates of T-Bills

	Yield Rates (%)	
	Primary Market	Secondary Market
91 Day	16-Dec-22	21-Dec-22
	32.80	28.67
	182 Day	31.96
364 Day	29.32	29.21

Source: Central Bank of Sri Lanka

Share Market

22-Dec-22

ASPI	▼	8,397.12
S&P SL20	▼	2,642.81

Daily Turnover

Rs.1,987.20 mn

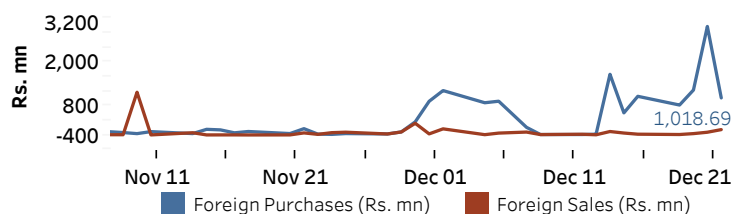
Market Capitalisation

Rs. 3,801.78 bn

PE Ratio

5.0

Foreign Purchases and Sales

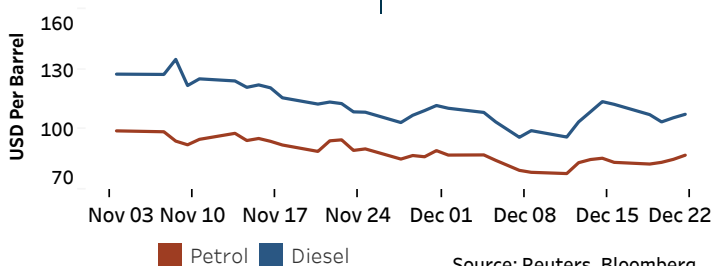


Source: Colombo Stock Exchange

Energy

Petroleum Products (USD per Barrel)

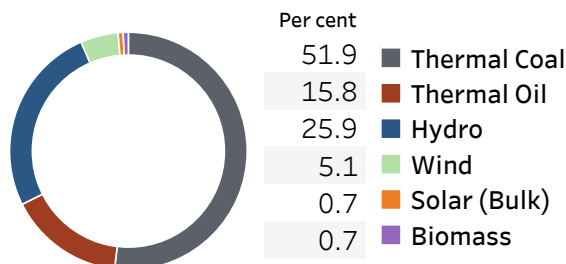
Crude Oil			Refined (Singapore Platts)		
23-Dec-22 *	21-Dec-22		22-Dec-22		
Brent	WTI	OPEC	Petrol	Diesel	Kerosene
81.85	78.45	79.36	87.17	107.57	113.96



Source: Reuters, Bloomberg

Electricity Generation

	21-Dec-22	22-Dec-22
Total Energy (GWh)	37.99	36.20
Peak Demand (MW)	1,796.60	1,760.70



Source: Ceylon Electricity Board