

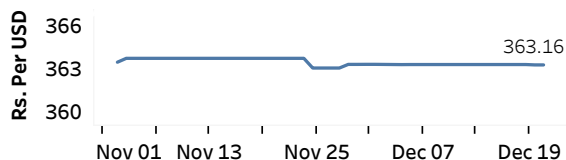


Real GDP: 2022 Q3 -11.8% NCPI Y-o-Y Change: November 65.0% CCPI Y-o-Y Change: November 61.0%

Exchange Rates

Rs. Per Unit	TT Buying	TT Selling
USD	361.0847	371.7127
GBP	436.6775	453.5962
EUR	380.6795	396.3156
JPY	2.7126	2.8251

Middle Rate of the USD/LKR Spot Exchange Rate



Source: Central Bank of Sri Lanka

Gold Price



Source: Reuters

Money Market

Policy Rates: SDF Rate: 14.50% SLF Rate: 15.50% Bank Rate: 30.22% SRR: 4.00%

Overnight Money Market

	20-Dec-22	21-Dec-22
Average Weighted Call Money Rate (AWCMR)	15.50	15.50
Average Weighted Repo Rate (AWRR)	-	15.50
Overnight Liquidity (Rs. bn)	-229.03	-224.00

Yield Rates of T-Bills

	Yield Rates (%)	
	Primary Market	Secondary Market
91 Day	16-Dec-22	20-Dec-22
	32.80	28.91
182 Day	16-Dec-22	20-Dec-22
	32.26	32.14
364 Day	16-Dec-22	20-Dec-22
	29.32	29.21

Source: Central Bank of Sri Lanka

Share Market

21-Dec-22

ASPI	▼	8,420.26
S&P SL20	▼	2,653.84

Daily Turnover

Rs. 4,621.15 mn

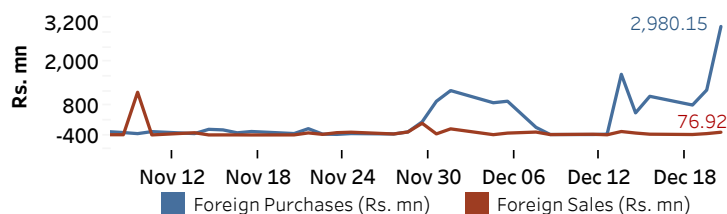
Market Capitalisation

Rs. 3,819.42 bn

PE Ratio

5.0

Foreign Purchases and Sales

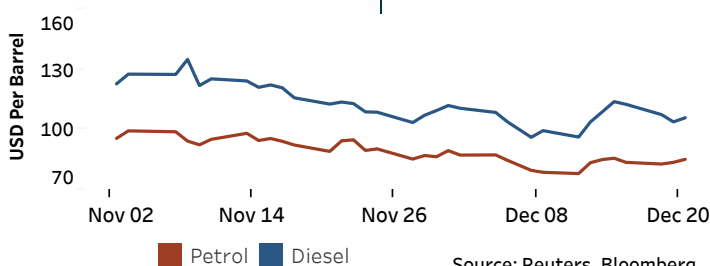


Source: Colombo Stock Exchange

Energy

Petroleum Products (USD per Barrel)

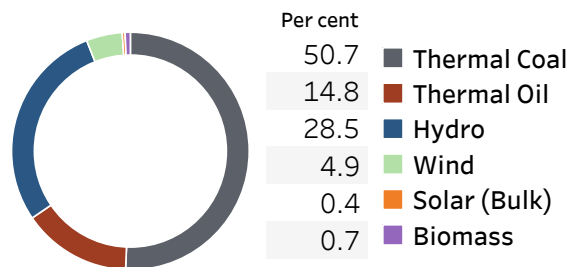
Crude Oil			Refined (Singapore Platts)		
22-Dec-22 *	20-Dec-22		21-Dec-22		
Brent	WTI	OPEC	Petrol	Diesel	Kerosene
82.39	78.59	78.13	85.10	105.84	111.91



Source: Reuters, Bloomberg

Electricity Generation

	20-Dec-22	21-Dec-22
Total Energy (GWh)	37.55	37.99
Peak Demand (MW)	1,846.00	1,796.60



Source: Ceylon Electricity Board