

# Daily Economic Indicators 20 December 2022



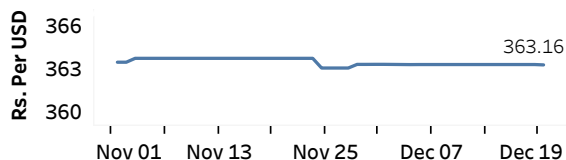
Central Bank of Sri Lanka  
Statistics Department

Real GDP: 2022 Q3 -11.8%    NCPI Y-o-Y Change: October 70.6%    CCPI Y-o-Y Change: November 61.0%

## Exchange Rates

Rs. Per Unit	TT Buying	TT Selling
USD	361.0847	371.6601
GBP	436.3878	453.9794
EUR	380.7581	396.4763
JPY	2.6480	2.7549

### Middle Rate of the USD/LKR Spot Exchange Rate



Source: Central Bank of Sri Lanka

## Gold Price



Source: Reuters

## Money Market

Policy Rates: SDF Rate: 14.50%    SLF Rate: 15.50%    Bank Rate: 30.22%    SRR: 4.00%

### Overnight Money Market

	19-Dec-22	20-Dec-22
Average Weighted Call Money Rate (AWCMR)	15.50	15.50
Average Weighted Repo Rate (AWRR)	15.50	-
Overnight Liquidity (Rs. bn)	-235.30	-229.03

### Yield Rates of T-Bills

	Yield Rates (%)	
	Primary Market	Secondary Market
91 Day	16-Dec-22	19-Dec-22
	32.80	28.91
	182 Day	32.26
364 Day	29.32	29.03

Source: Central Bank of Sri Lanka

## Share Market

20-Dec-22

ASPI ▼ 8,508.53  
S&P SL20 ▼ 2,694.45

### Daily Turnover

Rs. 2,824.71 mn

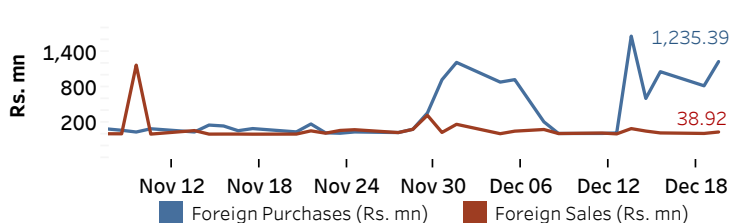
Market Capitalisation

Rs. 3,845.74 bn

PE Ratio

5.0

### Foreign Purchases and Sales

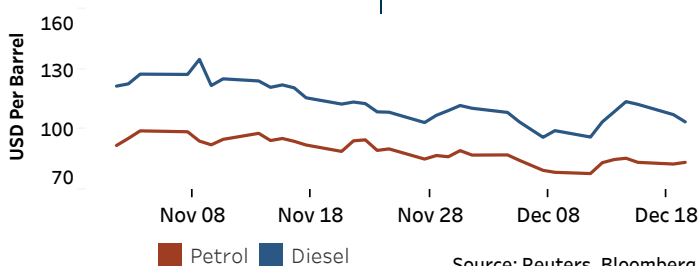


Source: Colombo Stock Exchange

## Energy

### Petroleum Products (USD per Barrel)

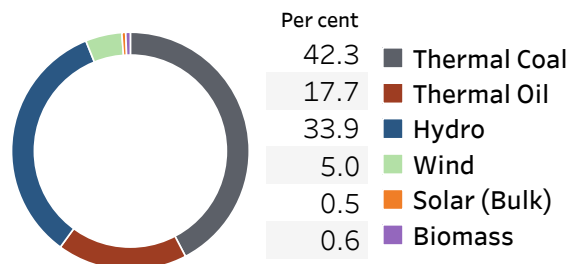
Crude Oil			Refined (Singapore Platts)		
21-Dec-22 *	19-Dec-22		20-Dec-22		
Brent	WTI	OPEC	Petrol	Diesel	Kerosene
80.01	76.09	78.11	83.60	103.77	109.15



Source: Reuters, Bloomberg

### Electricity Generation

	19-Dec-22	20-Dec-22
Total Energy (GWh)	36.63	37.55
Peak Demand (MW)	1,814.60	1,846.00



Source: Ceylon Electricity Board