

# Daily Economic Indicators 19 December 2022



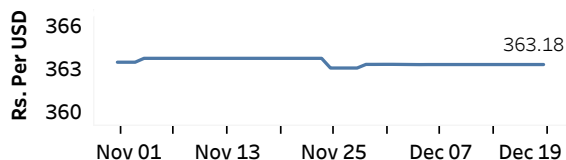
Central Bank of Sri Lanka  
Statistics Department

Real GDP: 2022 Q3 -11.8%    NCPI Y-o-Y Change: October 70.6%    CCPI Y-o-Y Change: November 61.0%

## Exchange Rates

Rs. Per Unit	TT Buying	TT Selling
USD	361.1973	371.7191
GBP	437.5147	454.5305
EUR	380.0733	395.9222
JPY	2.6316	2.7417

### Middle Rate of the USD/LKR Spot Exchange Rate



Source: Central Bank of Sri Lanka

## Gold Price



Source: Reuters

## Money Market

Policy Rates: SDF Rate: 14.50%    SLF Rate: 15.50%    Bank Rate: 30.22%    SRR: 4.00%

### Overnight Money Market

	16-Dec-22	19-Dec-22
Average Weighted Call Money Rate (AWCMR)	-	15.50
Average Weighted Repo Rate (AWRR)	15.50	15.50
Overnight Liquidity (Rs. bn)	-240.84	-235.30

### Yield Rates of T-Bills

	Yield Rates (%)	
	Primary Market	Secondary Market
91 Day	32.80	27.64
182 Day	32.26	31.92
364 Day	29.32	29.03

Source: Central Bank of Sri Lanka

## Share Market

19-Dec-22

ASPI	▼	8,626.21
S&P SL20	▼	2,749.54

### Daily Turnover

Rs. 2,524.88 mn

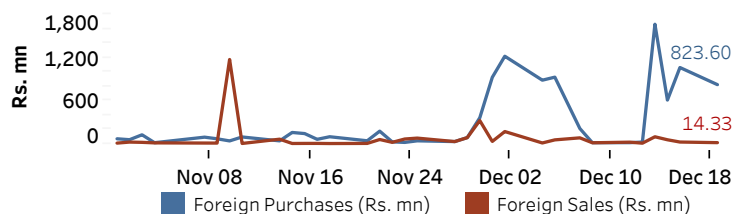
### Market Capitalisation

Rs. 3,912.87 bn

### PE Ratio

5.1

### Foreign Purchases and Sales

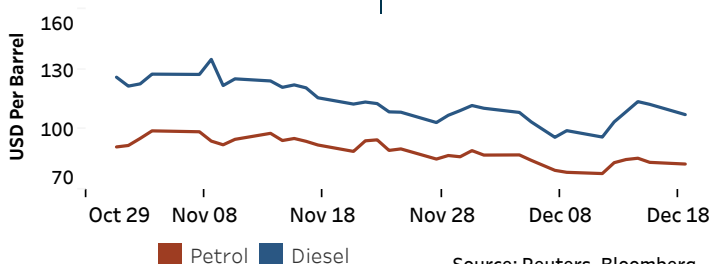


Source: Colombo Stock Exchange

## Energy

### Petroleum Products (USD per Barrel)

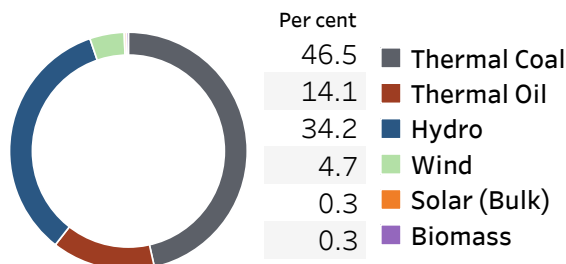
Crude Oil			Refined (Singapore Platts)		
20-Dec-22 *	16-Dec-22		19-Dec-22		
Brent	WTI	OPEC	Petrol	Diesel	Kerosene
80.38	75.84	78.73	82.75	107.40	112.00



Source: Reuters, Bloomberg

### Electricity Generation

	18-Dec-22	19-Dec-22
Total Energy (GWh)	32.90	36.63
Peak Demand (MW)	1,651.40	1,814.60



Source: Ceylon Electricity Board