

# Daily Economic Indicators 16 December 2022



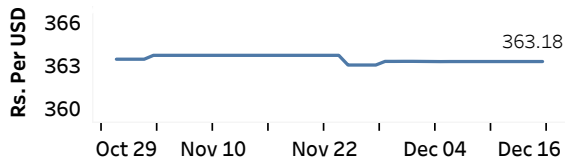
Central Bank of Sri Lanka  
Statistics Department

Real GDP: 2022 Q3 -11.8%    NCPI Y-o-Y Change: October 70.6%    CCPI Y-o-Y Change: November 61.0%

## Exchange Rates

Rs. Per Unit	TT Buying	TT Selling
USD	361.1973	371.7191
GBP	438.4853	455.5423
EUR	381.8224	397.5457
JPY	2.6070	2.7212

### Middle Rate of the USD/LKR Spot Exchange Rate



Source: Central Bank of Sri Lanka

## Gold Price



Source: Reuters

## Money Market

Policy Rates: SDF Rate: 14.50%    SLF Rate: 15.50%    Bank Rate: 30.22%    SRR: 4.00%

### Overnight Money Market

	15-Dec-22	16-Dec-22
Average Weighted Call Money Rate (AWCMR)	15.50	-
Average Weighted Repo Rate (AWRR)	15.50	15.50
Overnight Liquidity (Rs. bn)	-206.33	-240.84

### Yield Rates of T-Bills

	Yield Rates (%)	
	Primary Market 09-Dec-22	Secondary Market 15-Dec-22
91 Day	32.91	27.64
182 Day	32.27	32.14
364 Day	29.33	28.16

Source: Central Bank of Sri Lanka

## Share Market

16-Dec-22

ASPI ▼ 8,739.50  
S&P SL20 ▼ 2,795.71

### Daily Turnover

Rs. 2,858.61 mn

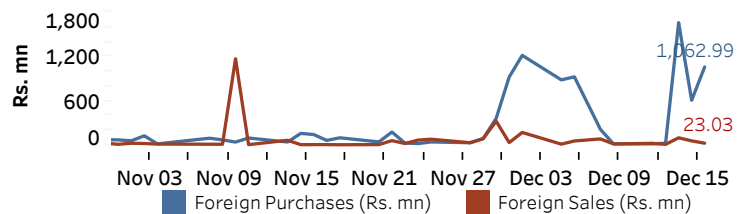
### Market Capitalisation

Rs. 3,951.64 bn

### PE Ratio

5.2

### Foreign Purchases and Sales

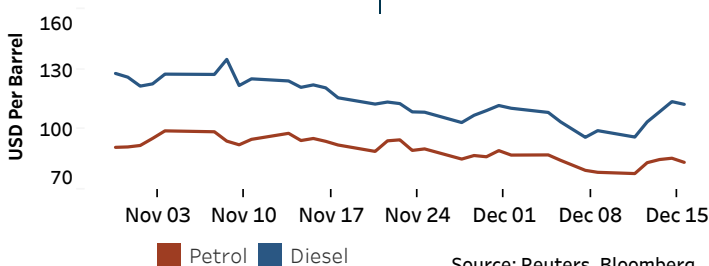


Source: Colombo Stock Exchange

## Energy

### Petroleum Products (USD per Barrel)

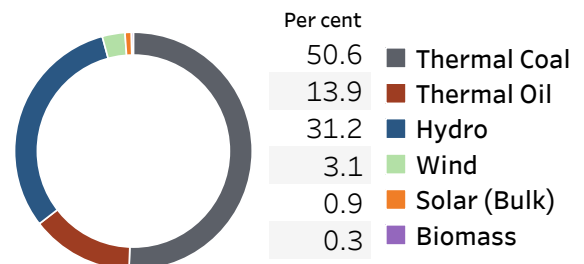
Crude Oil			Refined (Singapore Platts)		
19-Dec-22 *	15-Dec-22		16-Dec-22		
Brent	WTI	OPEC	Petrol	Diesel	Kerosene
80.32	75.54	80.47	83.59	112.53	116.10



Source: Reuters, Bloomberg

### Electricity Generation

	15-Dec-22	16-Dec-22
Total Energy (GWh)	38.10	38.43
Peak Demand (MW)	1,965.40	1,941.30



Source: Ceylon Electricity Board