

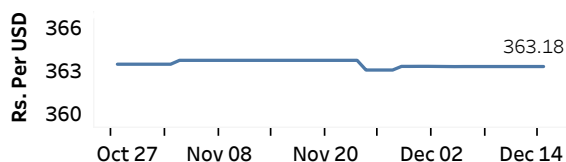


Real GDP: 2022 Q3 -11.8% NCPI Y-o-Y Change: October 70.6% CCPI Y-o-Y Change: November 61.0%

Exchange Rates

Rs. Per Unit	TT Buying	TT Selling
USD	361.1973	371.7191
GBP	444.9449	462.1815
EUR	382.1729	397.9129
JPY	2.6434	2.7541

Middle Rate of the USD/LKR Spot Exchange Rate



Source: Central Bank of Sri Lanka

Gold Price



Source: Reuters

Money Market

Policy Rates: SDF Rate: 14.50% SLF Rate: 15.50% Bank Rate: 30.22% SRR: 4.00%

Overnight Money Market

	14-Dec-22	15-Dec-22
Average Weighted Call Money Rate (AWCMR)	15.50	15.50
Average Weighted Repo Rate (AWRR)	15.50	15.50
Overnight Liquidity (Rs. bn)	-262.77	-206.33

Yield Rates of T-Bills

	Yield Rates (%)	
	Primary Market 09-Dec-22	Secondary Market 14-Dec-22
91 Day	32.91	27.83
182 Day	32.27	30.54
364 Day	29.33	28.13

Source: Central Bank of Sri Lanka

Share Market

15-Dec-22

ASPI	▼	8,813.84
S&P SL20	▼	2,809.72

Daily Turnover

Rs. 2,270.39 mn

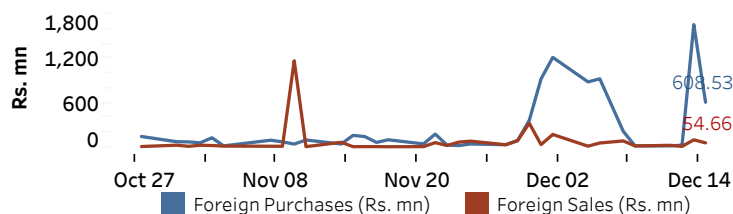
Market Capitalisation

Rs. 3,992.28 bn

PE Ratio

5.2

Foreign Purchases and Sales

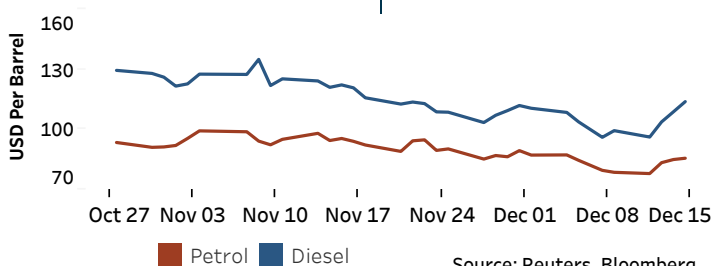


Source: Colombo Stock Exchange

Energy

Petroleum Products (USD per Barrel)

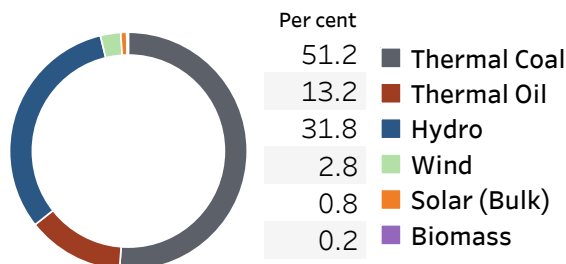
Crude Oil			Refined (Singapore Platts)		
16-Dec-22 *	14-Dec-22		15-Dec-22		
Brent	WTI	OPEC	Petrol	Diesel	Kerosene
81.56	76.41	79.97	85.65	113.89	116.31



Source: Reuters, Bloomberg

Electricity Generation

	14-Dec-22	15-Dec-22
Total Energy (GWh)	38.48	38.10
Peak Demand (MW)	1,947.10	1,965.40



Source: Ceylon Electricity Board