

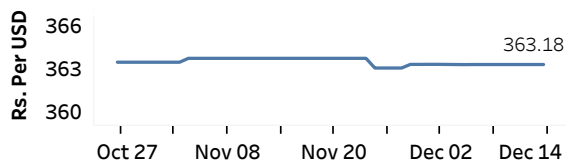


Real GDP: 2022 Q2 -8.4%    NCPI Y-o-Y Change: October 70.6%    CCPI Y-o-Y Change: November 61.0%

## Exchange Rates

Rs. Per Unit	TT Buying	TT Selling
USD	361.1973	371.7191
GBP	443.3731	460.5441
EUR	381.1486	396.8441
JPY	2.6436	2.7542

### Middle Rate of the USD/LKR Spot Exchange Rate



Source: Central Bank of Sri Lanka

## Gold Price



Source: Reuters

## Money Market

Policy Rates: SDF Rate: 14.50%    SLF Rate: 15.50%    Bank Rate: 30.22%    SRR: 4.00%

### Overnight Money Market

	13-Dec-22	14-Dec-22
Average Weighted Call Money Rate (AWCMR)	-	15.50
Average Weighted Repo Rate (AWRR)	-	15.50
Overnight Liquidity (Rs. bn)	-276.49	-262.77

### Yield Rates of T-Bills

	Yield Rates (%)	
	Primary Market 09-Dec-22	Secondary Market 13-Dec-22
91 Day	32.91	27.74
182 Day	32.27	30.54
364 Day	29.33	28.13

Source: Central Bank of Sri Lanka

## Share Market

14-Dec-22

ASPI	▲	8,870.63
S&P SL20	▲	2,840.56

### Daily Turnover

Rs. 3,529.90 mn

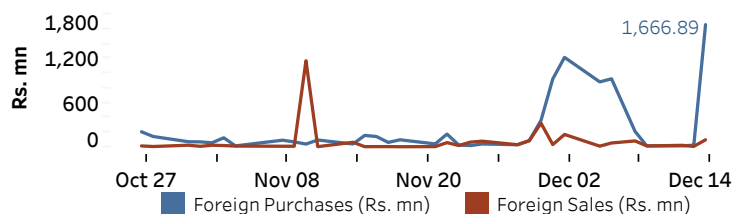
### Market Capitalisation

Rs. 4,015.33 bn

### PE Ratio

5.2

### Foreign Purchases and Sales

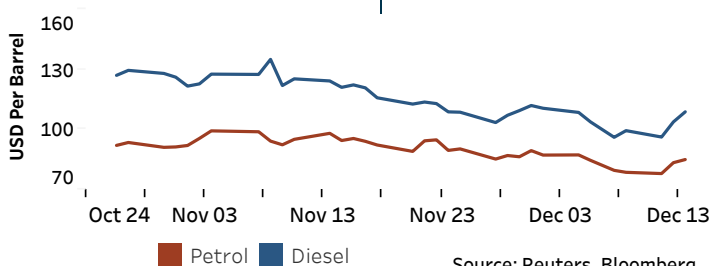


Source: Colombo Stock Exchange

## Energy

### Petroleum Products (USD per Barrel)

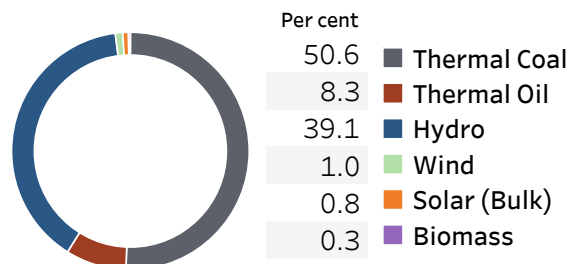
Crude Oil			Refined (Singapore Platts)		
15-Dec-22 *	13-Dec-22		14-Dec-22		
Brent	WTI	OPEC	Petrol	Diesel	Kerosene
82.30	76.86	78.34	85.00	108.80	111.54



Source: Reuters, Bloomberg

### Electricity Generation

	13-Dec-22	14-Dec-22
Total Energy (GWh)	37.61	38.48
Peak Demand (MW)	1,912.10	1,947.10



Source: Ceylon Electricity Board