

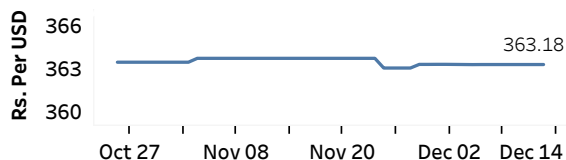


Real GDP: 2022 Q2 -8.4% NCPI Y-o-Y Change: October 70.6% CCPI Y-o-Y Change: November 61.0%

Exchange Rates

| Rs. Per Unit | TT Buying | TT Selling |
|--------------|-----------|------------|
| USD | 361.1973 | 371.7191 |
| GBP | 440.5217 | 457.6095 |
| EUR | 378.0381 | 393.6498 |
| JPY | 2.6015 | 2.7107 |

Middle Rate of the USD/LKR Spot Exchange Rate



Source: Central Bank of Sri Lanka

Gold Price



Source: Reuters

Money Market

Policy Rates: SDF Rate: 14.50% SLF Rate: 15.50% Bank Rate: 30.22% SRR: 4.00%

Overnight Money Market

| | 12-Dec-22 | 13-Dec-22 |
|--|-----------|-----------|
| Average Weighted Call Money Rate (AWCMR) | 15.50 | - |
| Average Weighted Repo Rate (AWRR) | - | - |
| Overnight Liquidity (Rs. bn) | -275.80 | -276.49 |

Yield Rates of T-Bills

| | Yield Rates (%) | |
|---------|-----------------|------------------|
| | Primary Market | Secondary Market |
| | 09-Dec-22 | 12-Dec-22 |
| 91 Day | 32.91 | 27.74 |
| 182 Day | 32.27 | 30.54 |
| 364 Day | 29.33 | 28.02 |

Source: Central Bank of Sri Lanka

Share Market

13-Dec-22

| | | |
|----------|---|----------|
| ASPI | ▼ | 8,832.14 |
| S&P SL20 | ▼ | 2,819.81 |

Daily Turnover

Rs.1,348.88 mn

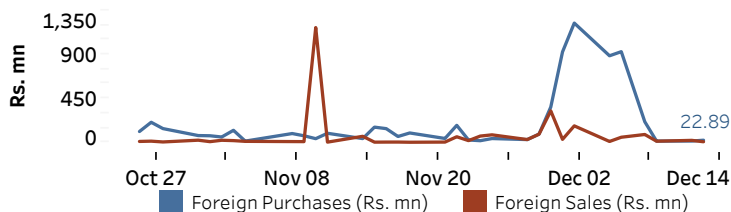
Market Capitalisation

Rs. 3,985.82 bn

PE Ratio

5.2

Foreign Purchases and Sales

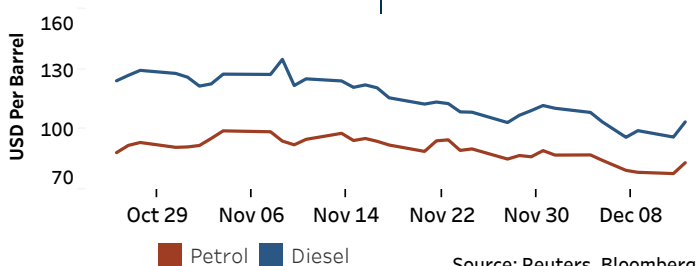


Source: Colombo Stock Exchange

Energy

Petroleum Products (USD per Barrel)

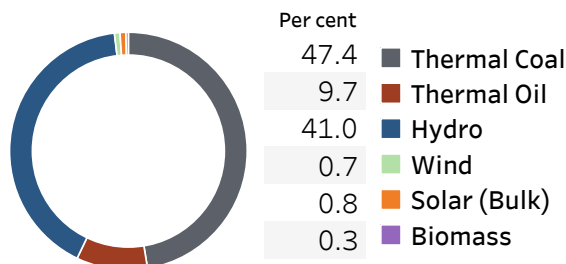
| Crude Oil | | | Refined (Singapore Platts) | | |
|-------------|-----------|-------|----------------------------|--------|----------|
| 14-Dec-22 * | 12-Dec-22 | | 13-Dec-22 | | |
| Brent | WTI | OPEC | Petrol | Diesel | Kerosene |
| 80.41 | 75.16 | 74.94 | 83.43 | 103.77 | 105.54 |



Source: Reuters, Bloomberg

Electricity Generation

| | 12-Dec-22 | 13-Dec-22 |
|--------------------|-----------|-----------|
| Total Energy (GWh) | 36.66 | 37.61 |
| Peak Demand (MW) | 1,904.80 | 1,912.10 |



Source: Ceylon Electricity Board