

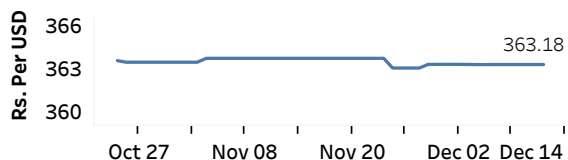


Real GDP: 2022 Q2 -8.4%    NCPI Y-o-Y Change: October 70.6%    CCPI Y-o-Y Change: November 61.0%

## Exchange Rates

Rs. Per Unit	TT Buying	TT Selling
USD	361.1973	371.7191
GBP	438.8059	455.8417
EUR	377.0093	392.5776
JPY	2.6173	2.7270

### Middle Rate of the USD/LKR Spot Exchange Rate



Source: Central Bank of Sri Lanka

## Gold Price



Source: Reuters

## Money Market

Policy Rates: SDF Rate: 14.50%    SLF Rate: 15.50%    Bank Rate: 30.22%    SRR: 4.00%

### Overnight Money Market

	09-Dec-22	12-Dec-22
Average Weighted Call Money Rate (AWCMR)	15.50	15.50
Average Weighted Repo Rate (AWRR)	15.50	-
Overnight Liquidity (Rs. bn)	-267.50	-275.80

### Yield Rates of T-Bills

	Yield Rates (%)	
	Primary Market	Secondary Market
91 Day	32.91	27.74
182 Day	32.27	30.54
364 Day	29.33	28.29

Source: Central Bank of Sri Lanka

## Share Market

12-Dec-22

ASPI	▲	8,862.67
S&P SL20	▲	2,829.67

### Daily Turnover

Rs.1,631.88 mn

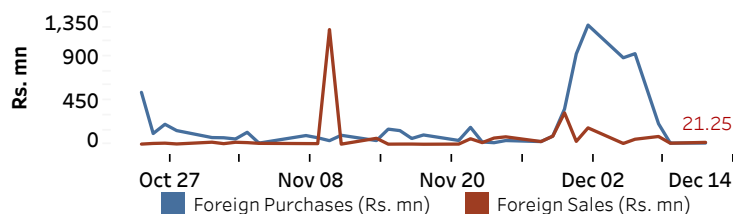
### Market Capitalisation

Rs. 4,000.78 bn

### PE Ratio

5.2

### Foreign Purchases and Sales

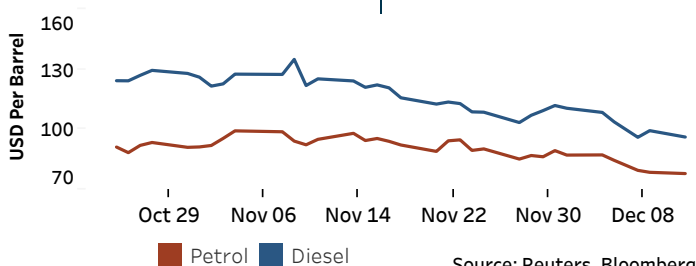


Source: Colombo Stock Exchange

## Energy

### Petroleum Products (USD per Barrel)

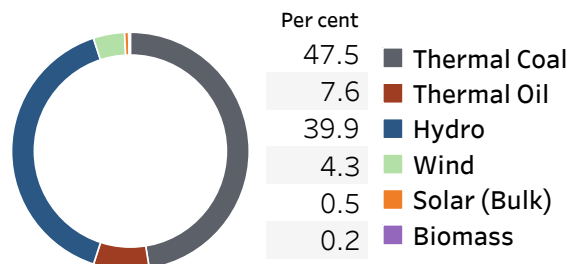
Crude Oil			Refined (Singapore Platts)		
13-Dec-22 *		09-Dec-22	12-Dec-22		
Brent	WTI	OPEC	Petrol	Diesel	Kerosene
78.29	73.45	74.78	78.00	96.22	99.14



Source: Reuters, Bloomberg

### Electricity Generation

	11-Dec-22	12-Dec-22
Total Energy (GWh)	29.77	36.66
Peak Demand (MW)	1,667.70	1,904.80



Source: Ceylon Electricity Board