

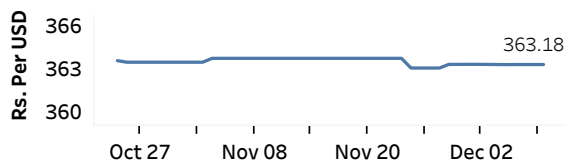


Real GDP: 2022 Q2 -8.4%    NCPI Y-o-Y Change: October 70.6%    CCPI Y-o-Y Change: November 61.0%

## Exchange Rates

Rs. Per Unit	TT Buying	TT Selling
USD	361.3026	371.7191
GBP	440.5011	457.4431
EUR	379.3869	394.9275
JPY	2.6344	2.7438

### Middle Rate of the USD/LKR Spot Exchange Rate



Source: Central Bank of Sri Lanka

## Gold Price



Source: Reuters

## Money Market

Policy Rates: SDF Rate: 14.50%    SLF Rate: 15.50%    Bank Rate: 30.22%    SRR: 4.00%

### Overnight Money Market

	08-Dec-22	09-Dec-22
Average Weighted Call Money Rate (AWCMR)	-	15.50
Average Weighted Repo Rate (AWRR)	-	15.50
Overnight Liquidity (Rs. bn)	-261.03	-267.50

### Yield Rates of T-Bills

	Yield Rates (%)	
	Primary Market	Secondary Market
91 Day	02-Dec-22	08-Dec-22
	32.91	27.74
	182 Day	32.27
364 Day	29.46	29.35

Source: Central Bank of Sri Lanka

## Share Market

09-Dec-22

ASPI ▼ 8,843.90  
S&P SL20 ▼ 2,827.72

### Daily Turnover

Rs.1,608.79 mn

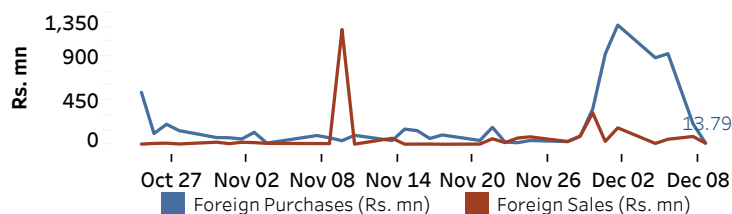
### Market Capitalisation

Rs. 3,990.51 bn

### PE Ratio

5.2

### Foreign Purchases and Sales

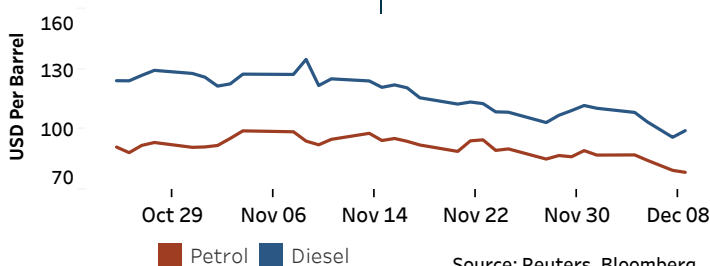


Source: Colombo Stock Exchange

## Energy

### Petroleum Products (USD per Barrel)

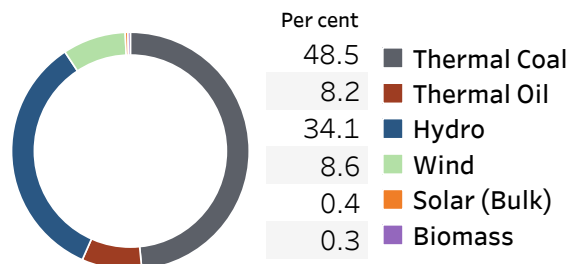
Crude Oil			Refined (Singapore Platts)		
12-Dec-22 *		08-Dec-22	09-Dec-22		
Brent	WTI	OPEC	Petrol	Diesel	Kerosene
77.04	72.07	75.30	78.62	99.41	102.70



Source: Reuters, Bloomberg

### Electricity Generation

	08-Dec-22	09-Dec-22
Total Energy (GWh)	36.16	35.03
Peak Demand (MW)	1,740.30	1,795.90



Source: Ceylon Electricity Board