

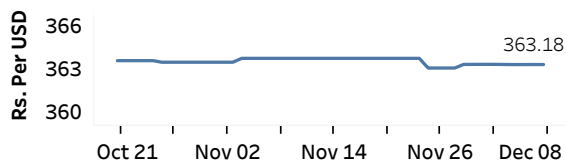


Real GDP: 2022 Q2 -8.4% NCPI Y-o-Y Change: October 70.6% CCPI Y-o-Y Change: November 61.0%

Exchange Rates

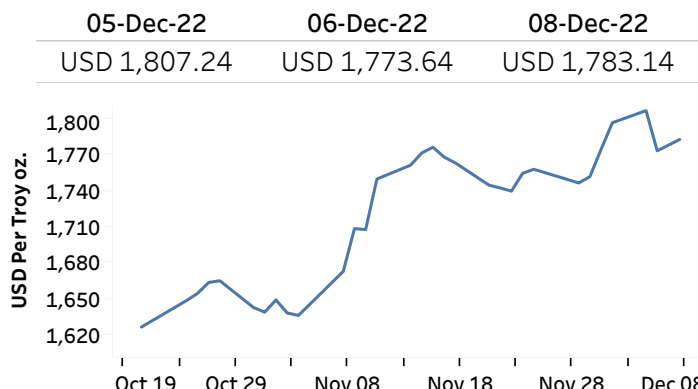
Rs. Per Unit	TT Buying	TT Selling
USD	361.3026	371.7191
GBP	437.6333	454.5405
EUR	376.6475	392.1053
JPY	2.6175	2.7265

Middle Rate of the USD/LKR Spot Exchange Rate



Source: Central Bank of Sri Lanka

Gold Price



Source: Reuters

Money Market

Policy Rates: SDF Rate: 14.50% SLF Rate: 15.50% Bank Rate: 30.22% SRR: 4.00%

Overnight Money Market

	06-Dec-22	08-Dec-22
Average Weighted Call Money Rate (AWCMR)	15.50	-
Average Weighted Repo Rate (AWRR)	15.50	-
Overnight Liquidity (Rs. bn)	-242.59	-261.03

Yield Rates of T-Bills

	Yield Rates (%)	
	Primary Market	Secondary Market
91 Day	02-Dec-22	06-Dec-22
	32.91	27.74
182 Day	02-Dec-22	06-Dec-22
	32.27	31.56
364 Day	02-Dec-22	06-Dec-22
	29.46	29.35

Source: Central Bank of Sri Lanka

Share Market

08-Dec-22

ASPI	▲	8,891.74
S&P SL20	▲	2,844.48

Daily Turnover

Rs. 2,401.40 mn

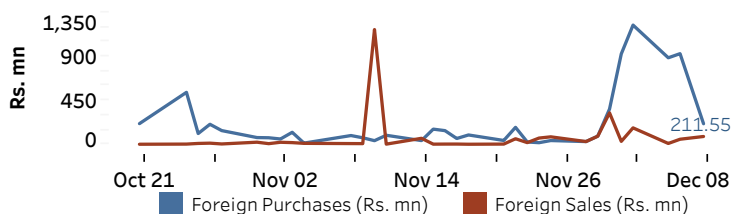
Market Capitalisation

Rs. 3,997.72 bn

PE Ratio

5.2

Foreign Purchases and Sales

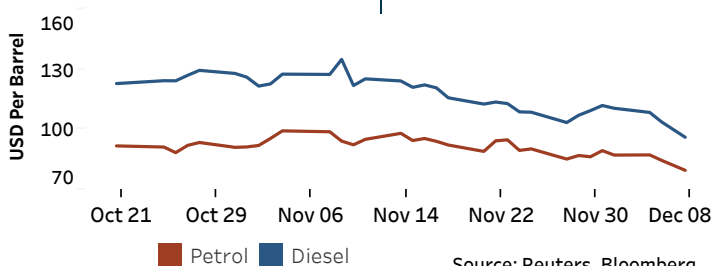


Source: Colombo Stock Exchange

Energy

Petroleum Products (USD per Barrel)

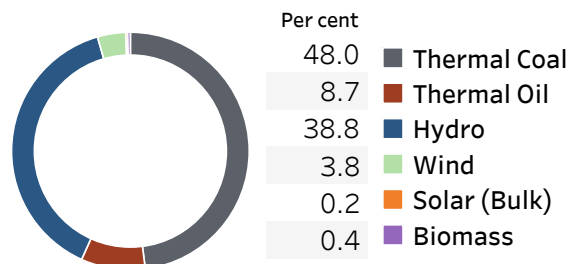
Crude Oil			Refined (Singapore Platts)		
09-Dec-22 *	06-Dec-22		08-Dec-22		
Brent	WTI	OPEC	Petrol	Diesel	Kerosene
76.74	72.10	79.77	79.60	96.09	99.58



Source: Reuters, Bloomberg

Electricity Generation

	07-Dec-22	08-Dec-22
Total Energy (GWh)	33.61	36.16
Peak Demand (MW)	1,981.90	1,740.30



Source: Ceylon Electricity Board