

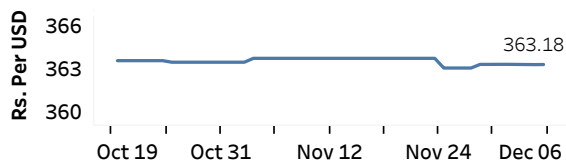


Real GDP: 2022 Q2 -8.4% NCPI Y-o-Y Change: October 70.6% CCPI Y-o-Y Change: November 61.0%

Exchange Rates

Rs. Per Unit	TT Buying	TT Selling
USD	361.3026	371.7191
GBP	438.6200	455.3941
EUR	376.8743	392.3357
JPY	2.6182	2.7288

Middle Rate of the USD/LKR Spot Exchange Rate



Source: Central Bank of Sri Lanka

Gold Price



Source: Reuters

Money Market

Policy Rates: SDF Rate: 14.50% SLF Rate: 15.50% Bank Rate: 30.22% SRR: 4.00%

Overnight Money Market

	05-Dec-22	06-Dec-22
Average Weighted Call Money Rate (AWCMR)	15.50	15.50
Average Weighted Repo Rate (AWRR)	-	15.50
Overnight Liquidity (Rs. bn)	-243.86	-242.59

Yield Rates of T-Bills

	Yield Rates (%)	
	Primary Market	Secondary Market
	02-Dec-22	05-Dec-22
91 Day	32.91	30.15
182 Day	32.27	31.56
364 Day	29.46	29.35

Source: Central Bank of Sri Lanka

Share Market

06-Dec-22

ASPI	▲	8,881.34
S&P SL20	▲	2,835.66

Daily Turnover

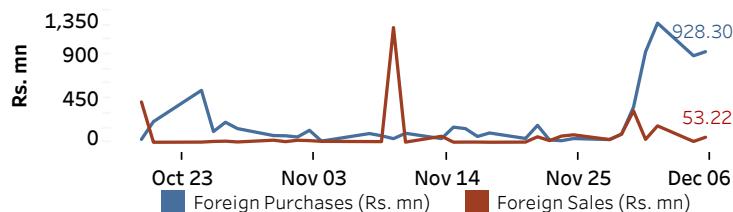
Rs. 3,115.58 mn

Market Capitalisation

Rs. 4,021.48 bn

PE Ratio

5.2

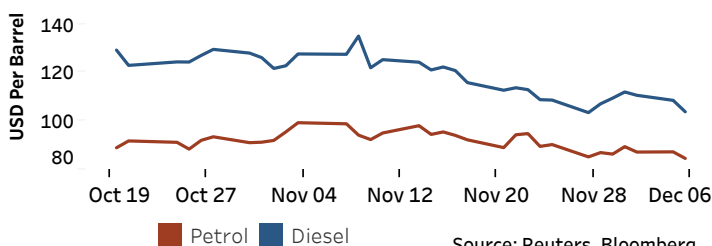


Source: Colombo Stock Exchange

Energy

Petroleum Products (USD per Barrel)

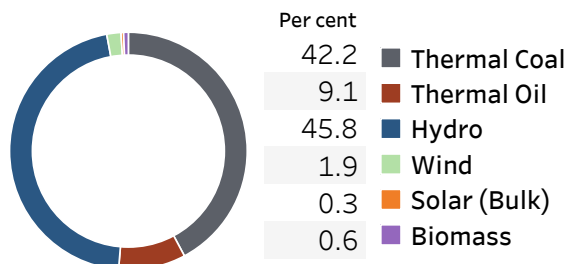
Crude Oil			Refined (Singapore Platts)		
08-Dec-22 *		06-Dec-22	06-Dec-22		
Brent	WTI	OPEC	Petrol	Diesel	Kerosene
77.75	72.49	79.77	84.60	103.78	108.22



Source: Reuters, Bloomberg

Electricity Generation

	05-Dec-22	06-Dec-22
Total Energy (GWh)	35.65	37.58
Peak Demand (MW)	1,823.10	1,860.20



Source: Ceylon Electricity Board