

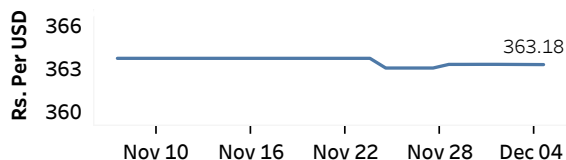


Real GDP: 2022 Q2 -8.4% NCPI Y-o-Y Change: October 70.6% CCPI Y-o-Y Change: November 61.0%

Exchange Rates

| Rs. Per Unit | TT Buying | TT Selling |
|--------------|-----------|------------|
| USD | 361.3026 | 371.7191 |
| GBP | 442.9536 | 459.8408 |
| EUR | 379.1991 | 394.7273 |
| JPY | 2.6654 | 2.7772 |

Middle Rate of the USD/LKR Spot Exchange Rate



Source: Central Bank of Sri Lanka

Gold Price



Source: Reuters

Money Market

Policy Rates: SDF Rate: 14.50% SLF Rate: 15.50% Bank Rate: 30.22% SRR: 4.00%

Overnight Money Market

| | 02-Dec-22 | 05-Dec-22 |
|--|-----------|-----------|
| Average Weighted Call Money Rate (AWCMR) | 15.50 | 15.50 |
| Average Weighted Repo Rate (AWRR) | 15.50 | - |
| Overnight Liquidity (Rs. bn) | -239.81 | -243.86 |

Yield Rates of T-Bills

| | Primary Market | Secondary Market |
|---------|----------------|------------------|
| | 02-Dec-22 | 02-Dec-22 |
| 91 Day | 32.91 | 32.67 |
| 182 Day | 32.27 | 31.36 |
| 364 Day | 29.46 | 29.35 |

Source: Central Bank of Sri Lanka

Share Market

05-Dec-22

| | | |
|----------|---|----------|
| ASPI | ▲ | 8,843.75 |
| S&P SL20 | ▲ | 2,809.50 |

Daily Turnover

Rs. 2,935.67 mn

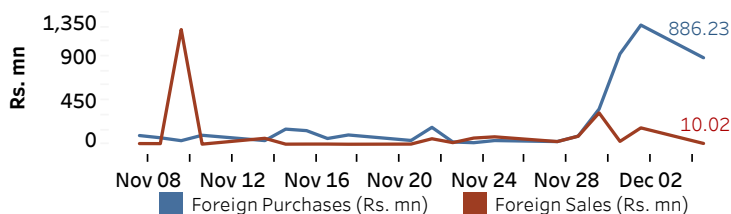
Market Capitalisation

Rs. 3,986.84 bn

PE Ratio

5.2

Foreign Purchases and Sales

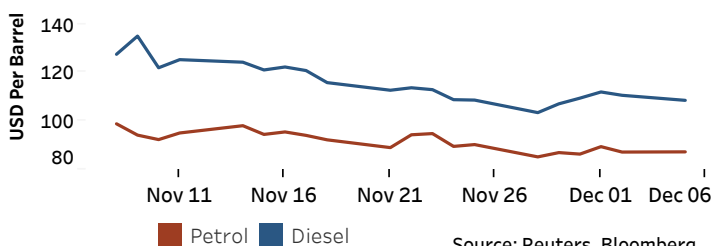


Source: Colombo Stock Exchange

Energy

Petroleum Products (USD per Barrel)

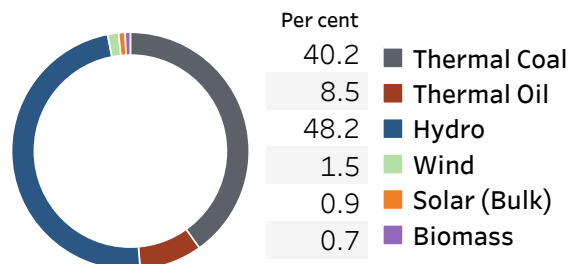
| Crude Oil | | | Refined (Singapore Platts) | | |
|-------------|-------|-----------|----------------------------|--------|----------|
| 06-Dec-22 * | | 02-Dec-22 | 05-Dec-22 | | |
| Brent | WTI | OPEC | Petrol | Diesel | Kerosene |
| 83.44 | 77.71 | 83.97 | 87.30 | 108.50 | 112.57 |



Source: Reuters, Bloomberg

Electricity Generation

| | 04-Dec-22 | 05-Dec-22 |
|--------------------|-----------|-----------|
| Total Energy (GWh) | 39.12 | 35.65 |
| Peak Demand (MW) | 1,787.10 | 1,823.10 |



Source: Ceylon Electricity Board