

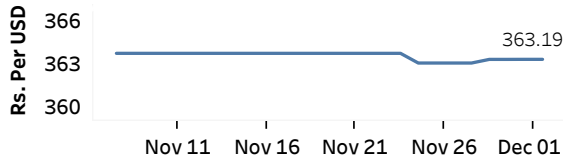


Real GDP: 2022 Q2 -8.4%    NCPI Y-o-Y Change: October 70.6%    CCPI Y-o-Y Change: November 61.0%

### Exchange Rates

Rs. Per Unit	TT Buying	TT Selling
USD	361.2537	371.7222
GBP	439.4734	456.2128
EUR	376.9332	392.4010
JPY	2.6500	2.7587

### Middle Rate of the USD/LKR Spot Exchange Rate



Source: Central Bank of Sri Lanka

### Gold Price



Source: Reuters

### Money Market

Policy Rates: SDF Rate: 14.50%    SLF Rate: 15.50%    Bank Rate: 30.22%    SRR: 4.00%

#### Overnight Money Market

	01-Dec-22	02-Dec-22
Average Weighted Call Money Rate (AWCMR)	--	15.50
Average Weighted Repo Rate (AWRR)	15.50	15.50
Overnight Liquidity (Rs. bn)	-234.10	-239.81

#### Yield Rates of T-Bills

	Yield Rates (%)	
	Primary Market 25-Nov-22	Secondary Market 01-Dec-22
91 Day	32.92	32.55
182 Day	32.45	31.87
364 Day	29.52	29.44

Source: Central Bank of Sri Lanka

### Share Market

02-Dec-22

ASPI ▲ 8,769.73  
S&P SL20 ▲ 2,774.60

#### Daily Turnover

Rs.4,007.17 mn

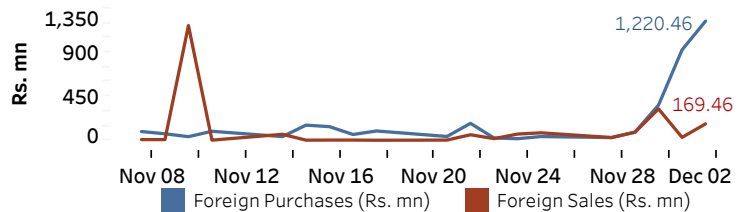
#### Market Capitalisation

Rs. 3,930.72 bn

#### PE Ratio

5.1

#### Foreign Purchases and Sales

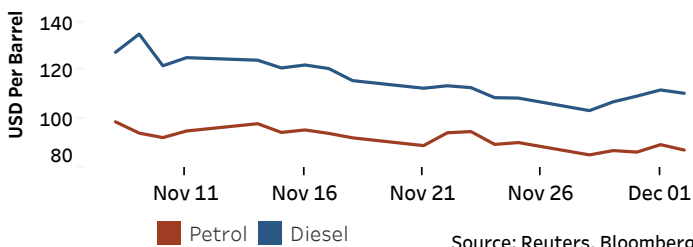


Source: Colombo Stock Exchange

### Energy

#### Petroleum Products (USD per Barrel)

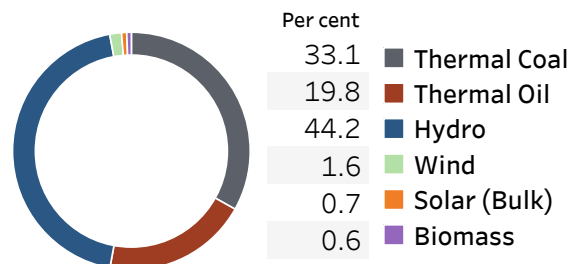
Crude Oil			Refined (Singapore Platts)		
05-Dec-22 *		01-Dec-22	02-Dec-22		
Brent	WTI	OPEC	Petrol	Diesel	Kerosene
87.08	81.37	84.39	87.22	110.58	115.18



Source: Reuters, Bloomberg

#### Electricity Generation

	01-Dec-22	02-Dec-22
Total Energy (GWh)	39.94	39.12
Peak Demand (MW)	1,894.00	1,787.10



Source: Ceylon Electricity Board