



Real GDP: 2022 Q2 -8.4%

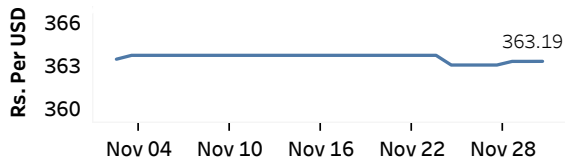
NCPI Y-o-Y Change: October 70.6%

CCPI Y-o-Y Change: November 61.0%

Exchange Rates

Rs. Per Unit	TT Buying	TT Selling
USD	361.2537	371.7275
GBP	433.8229	450.5739
EUR	373.9781	389.3596
JPY	2.6207	2.7296

Middle Rate of the USD/LKR Spot Exchange Rate



Source: Central Bank of Sri Lanka

Gold Price



Source: Reuters

Money Market

Policy Rates: SDF Rate: 14.50% SLF Rate: 15.50% Bank Rate: 29.06% SRR: 4.00%

Overnight Money Market

	30-Nov-22	01-Dec-22
Average Weighted Call Money Rate (AWCMR)	15.50	--
Average Weighted Repo Rate (AWRR)	15.50	15.50
Overnight Liquidity (Rs. bn)	-232.51	-234.10

Yield Rates of T-Bills

	Yield Rates (%)	
	Primary Market	Secondary Market
	25-Nov-22	30-Nov-22
91 Day	32.92	32.55
182 Day	32.45	31.87
364 Day	29.52	29.44

Source: Central Bank of Sri Lanka

Share Market

01-Dec-22

ASPI	▲	8,703.79
S&P SL20	▲	2,739.74

Daily Turnover

Rs. 3,113.17 mn

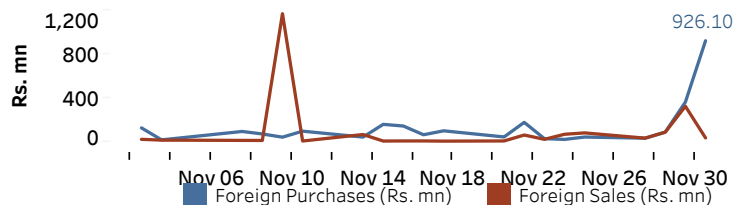
Market Capitalisation

Rs. 3,917.77 bn

PE Ratio

5.1

Foreign Purchases and Sales

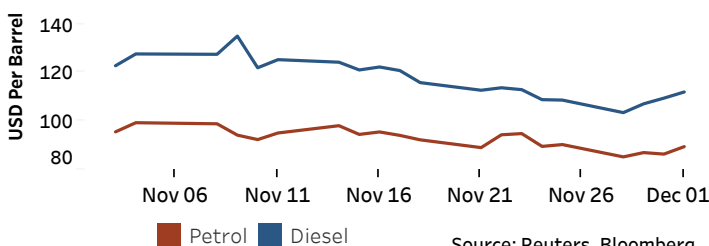


Source: Colombo Stock Exchange

Energy

Petroleum Products (USD per Barrel)

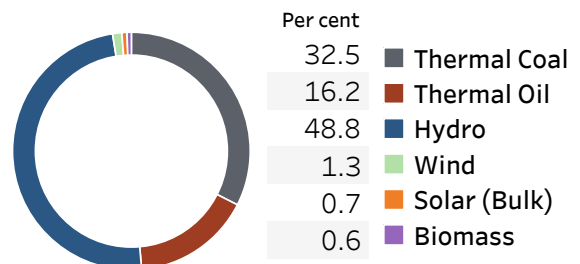
Crude Oil			Refined (Singapore Platts)		
02-Dec-22 *		30-Nov-22	01-Dec-22		
Brent	WTI	OPEC	Petrol	Diesel	Kerosene
86.78	81.10	83.13	89.45	111.95	117.06



Source: Reuters, Bloomberg

Electricity Generation

	30-Nov-22	01-Dec-22
Total Energy (GWh)	39.02	39.94
Peak Demand (MW)	1,927.60	1,894.00



Source: Ceylon Electricity Board